







## SCENARIO


### Level 1




*DIRECTIONS: Read or follow with your teacher.*




Mr. Rico's  son is **sick**. He gets his **book**  to see what to do.


His son has a **cough**  and a **stuffy nose** . Mr. Rico  has some **OTCs**. He **reads**  the **labels**.



Mr. Rico  always **reads**  the **label** before giving

**medicine** . He knows he has to be careful. Too much **medicine**

 can **poison** . He gets the **special spoon**  that comes with the

**medicine** . He does not use a **kitchen**  **spoon** . The **label**

tells him to give his son 1 **teaspoon** every 6 **hours**. A **teaspoon**  is

smaller than a **tablespoon** . There are 3 **teaspoons**  in 1 **tablespoon**

. That is too much **medicine**  for his son.

## TEACHER DIRECTIONS:

Level 1 learners cannot read the scenario independently or aloud without support. This scenario is read in a guided reading approach using pair work or choral group reading to reinforce understanding. Or, the teacher can read the scenario aloud to the learners. The teacher reads the scenario sentence by sentence with learners repeating the sentences following each initial reading. Because the scenario will be used for future reading exercises, instruct learners to keep copies or collect copies for future use.

**Boldface** words are target vocabulary words that appear in the glossaries or additional words used only in the scenarios.

The following words do not appear in *What To Do When Your Child Gets Sick*; therefore, they do not appear in either the text or the visual glossary. However, they are used in the scenarios. Preview the following words before introducing the scenario.

Mr. Rico  
son

*Copyright © 2001. The development of this instructional material was funded by the Louisiana Department of Education as part of an English Literacy and Civics Education grant awarded to the Institute for Healthcare Advancement. This material, written by Rhonda Atkinson, Ph.D., Catherine Frazier, B.S./ESL, and Tom Atkinson, Ph.D., was developed to be used in conjunction with What To Do When Your Child Gets Sick by Gloria Mayer, Ed.D., R.N., and Ann Kuklierus, R.N., published by the Institute for Healthcare Advancement. For more information, contact the Institute for Healthcare Advancement, 15111 E. Whittier Blvd., Suite 460, Whittier, CA 90603, (800) 434-4633, Web site [www.iha4health.org](http://www.iha4health.org); or the Louisiana State Literacy Resource Center, Louisiana Department of Education, PO Box 94064, Baton Rouge, LA 70804, (225) 342-9442, Web site, [www.doe.state.la.us/slrc/index.htm](http://www.doe.state.la.us/slrc/index.htm).*