






WRITING EXERCISE #1
Level 1

DIRECTIONS: Write the word in the box next to the picture. Choose the word from the box on the right.

1.		
2.		
3.		
4.		
5.		

kitchen
 doctor
 cough
 nose
 spoon

TEACHER DIRECTIONS:

The teacher orally reviews names of pictures and words in the box on the right. After learners complete the activity, they compare responses with partners.

Using a separate sheet of paper, encourage learners to write simple sentences using the words (e.g., The match is burning. The stove is hot.)

When students can correctly label pictures, they can cut rows apart and fold on the line between the picture and the word to create simple flash cards.

Copyright © 2001. The development of this instructional material was funded by the Louisiana Department of Education as part of an English Literacy and Civics Education grant awarded to the Institute for Healthcare Advancement. This material, written by Rhonda Atkinson, Ph.D., Catherine Frazier, B.S./ESL, and Tom Atkinson, Ph.D., was developed to be used in conjunction with What To Do When Your Child Gets Sick by Gloria Mayer, Ed.D., R.N., and Ann Kuklierus, R.N., published by the Institute for Healthcare Advancement. For more information, contact the Institute for Healthcare Advancement, 15111 E. Whittier Blvd., Suite 460, Whittier, CA 90603, (800) 434-4633, Web site www.iha4health.org; or the Louisiana State Literacy Resource Center, Louisiana Department of Education, PO Box 94064, Baton Rouge, LA 70804, (225) 342-9442, Web site, www.doe.state.la.us/slrc/index.htm.