

MATTAPAN

Play Across Boston

Active Facts



Play Across Boston (PAB) is a project of the Harvard Prevention Research Center at the Harvard School of Public Health undertaken in collaboration with Northeastern University's Center for the Study of Sport in Society and a broad-based Community Advisory Board. PAB has worked since 1999 to describe youth sports and physical activity programs in Boston. Due to limited documentation of the local challenges to physical activity and sport promotion, **Play Across Boston** conducted a comprehensive community-based assessment of physical activity resources for Boston youth. In addition, we collected data concerning the presence and condition of publicly accessible parks, facilities and playgrounds in 12 Boston neighborhoods¹. For more detailed information, please refer to the full Play Across Boston Report (www.hsph.harvard.edu/prc).

As we work with our partners toward creating greater opportunities, **Play Across Boston** data provide a solid basis upon which to achieve our goals of improving community health and reducing disparities in physical activity access and participation. This **Active Facts** outlines the types of recreational programs and facilities available to **Mattapan** youth.

Youth Sports and Physical Activities in Mattapan

In 1999-2000, 11 different sports and physical activity programs² located in Mattapan responded to the **Play Across Boston** survey. Of those 11 programs, many were non-profit and over one-third did not charge a participation fee. Of the non-profit programs, most were provided by the Community Centers in Mattapan.

Figure 1: Types of Programs in Mattapan Offering Sports and Physical Activities to Youth (1999-2000)

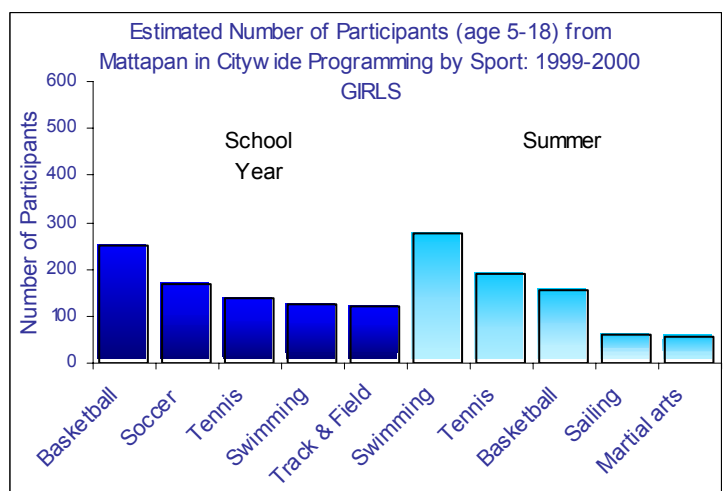
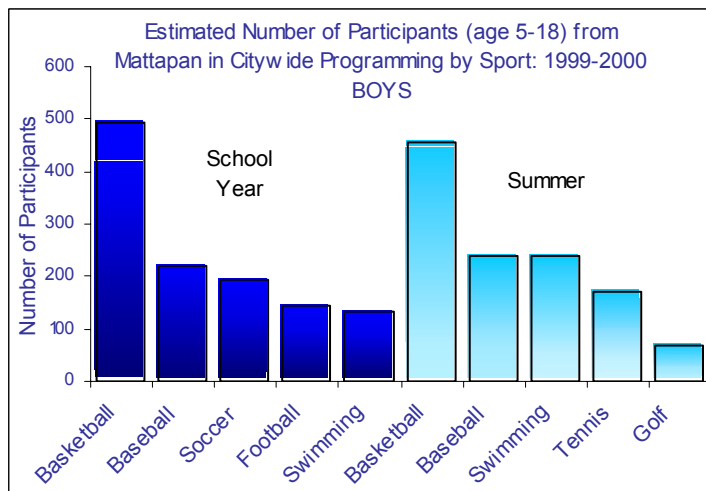
Type of Program	Number in Mattapan	Number in Boston	% in Mattapan
Non-Profit	8	155	5%
For Profit	1	18	6%
Boston Public School	2	35	6%
Non-public School	0	15	0%
Total	11²	223	5%

Figure 1 describes the types of programs available in Mattapan and Boston overall.

As for participation in citywide programs, Mattapan youth represent about 6% of all youth sports and physical activity participants in Boston yet comprise 10% of Boston's 95,251 5-18 year olds. This means that Mattapan youth participate at a lower level than youth from other neighborhoods. Of the many sports and activities offered throughout the city, basketball appears to be the favorite for boys during both the school year and the summer. Girls preferred basketball during the school year and swimming during the summer. In Mattapan, boys have a higher level of sports participation than girls.

¹ Data for some Boston neighborhoods were combined for the purposes of the Play Across Boston Report

² Includes only those programs who responded to the Play Across Boston Survey



Parks, Playgrounds and Athletic Facilities in Mattapan

As one of Boston's primarily residential neighborhoods, Mattapan offers a variety of parks, playgrounds and other facilities for youth sports and recreation. In 2000-2001, PAB surveyed 9 different public complexes in Mattapan to document the types of facilities and amenities available. These sites included 3 playgrounds and a field operated by the Parks & Recreation Department, a park and a playground operated by the former MDC, currently the Department of Conservation and Recreation (DCR), a Community Center and 2 Boston Community Schools, (community centers housed within Boston Public Schools). In total, these complexes housed 16 basketball courts (14 full basketball courts), 3 softball fields, 2 baseball fields, 4 Little League fields, 8 tennis courts, 5 soccer fields, 3 pools, and more! In addition, several other facilities in Mattapan host youth sports activities. Unfortunately, assessments of playground quality indicate that Mattapan playgrounds ranked low.

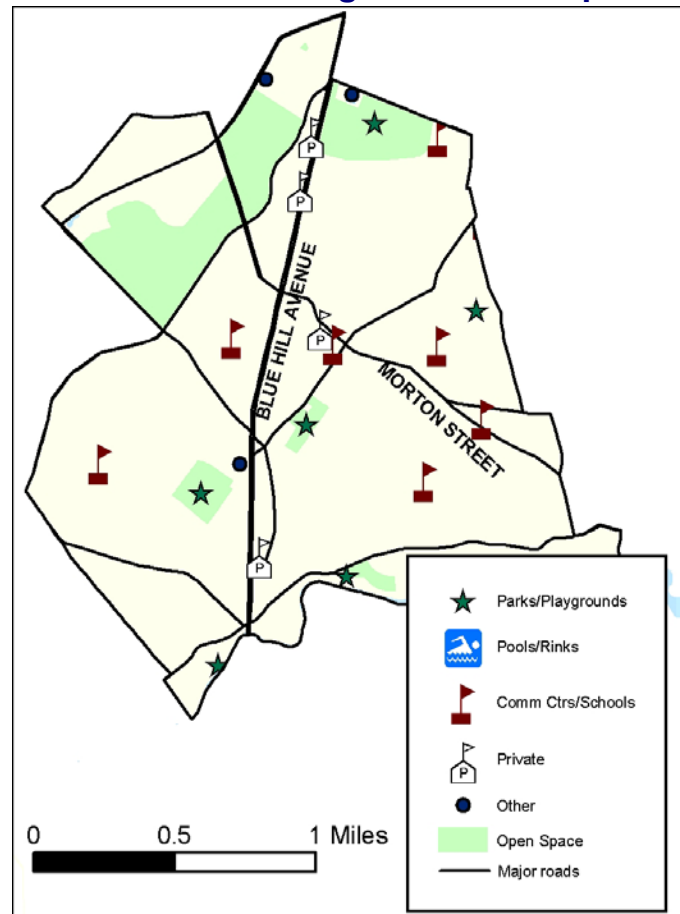
Mattapan has...

- 16 Basketball Courts
 - 3 Softball Fields, 2 Baseball Fields, and 4 Little League Fields
 - 8 Tennis Courts
- ... and more!

Public Recreational Facilities in Mattapan

	Mattapan	Boston	% in Mattapan
Overall Recreational Complexes	9	230	4%
Ball Fields			
Baseball	2	36	6%
Softball	3	69	4%
Little League	4	46	9%
Soccer	5	33	15%
Cricket	3	5	60%
Ball Courts			
Tennis	8	92	9%
Basketball (Full)	14	155	9%
Basketball (1/2 -court)	2	29	7%
Volleyball	1	10	10%
Street Hockey	1	17	6%
Other Recreational Facility Types			
Pool	3	28	11%
Other Recreational Facility	3	35	9%
Playgrounds			
Playgrounds	7	155	5%
Total	56	809	7%

Recreational Programs in Mattapan



Future Directions in Mattapan

With limited resources available to its youth, Mattapan ranks low out of 12 Boston neighborhoods¹ in participation rates in sports and physical activity programs. Furthermore, Mattapan ranks low in its facilities per youth ratio, indicating that relative to other neighborhoods in Boston, each facility in Mattapan serves a greater number of youth. Thus, to improve the resources available to Mattapan's youth Play Across Boston recommends that additional resources be allotted to increase the number of facilities. Additionally, more youth, especially girls, should be encouraged to participate in sport and physical activity programs.

Information for this publication was obtained from Play Across Boston, Census 2000, and the City of Boston's website.

For more information on programs available in your neighborhood, please contact:
 Boston Centers for Youth & Families
 617-635-4920
www.cityofboston/bcyf
 or
 The Mayor's Youthline
 617-635-2240
www.bostonyouthzone.com

FOR MORE INFORMATION:
 HARVARD PREVENTION
 RESEARCH CENTER
 677 HUNTINGTON AVE
 7TH FLOOR
 BOSTON, MA 02115
 (617) 432-3840
play@hsph.harvard.edu
www.hsph.harvard.edu/prc