




**HARVARD**  
**T.H. CHAN**

**SCHOOL OF PUBLIC HEALTH**



**2023-2025 Curriculum Guide**

# Master of Public Health in Epidemiology

Hybrid, Two-Year, Part-Time Program

For more information about the program, please visit [hsph.me/mphepi](https://hsph.me/mphepi)

For inquiries, please feel free to contact us at [mphepi@hsph.harvard.edu](mailto:mphepi@hsph.harvard.edu).

## TABLE OF CONTENTS

---

<i>MPH LEADERSHIP, ADMINISTRATION, AND RESOURCES</i>	<i>3</i>
<i>PROGRAM DESCRIPTION AND OVERVIEW</i>	<i>4</i>
<i>PROGRAM POLICIES FOR MPH IN EPIDEMIOLOGY STUDENTS</i>	<i>5</i>
<i>MASTER OF PUBLIC HEALTH: PROGRAM OVERVIEW</i>	<i>10</i>
<i>MPH PUBLIC HEALTH CORE CURRICULUM</i>	<i>11</i>
<i>PLANNING YOUR PROGRAM</i>	<i>13</i>
<i>MPH EPIDEMIOLOGY 2<sup>nd</sup> YEAR ELECTIVES</i>	<i>14</i>
<i>MPH IN EPIDEMIOLOGY PRACTICUM PROJECT</i>	<i>16</i>
<i>MPH IN EPIDEMIOLOGY SAMPLE SCHEDULES</i>	<i>18</i>

Every effort is made to ensure the information contained in this guide is accurate at the time of posting. However, the curriculum, including degree requirements, courses, faculty, and program policies are subject to modification as deemed necessary by the Harvard T.H. Chan School of Public Health to provide students with the most meaningful educational experience and to remain current with professional standards and guidelines. This version of the MPH-EPI Curriculum Guide only pertains to students matriculating in June 2023.

## MPH LEADERSHIP, ADMINISTRATION, AND RESOURCES

The master of public health program is a school-wide degree program governed by the [MPH Steering Committee](#) and supported by the [Office of Educational Programs](#) and the academic department(s) related to each of the fields of study.

<b>MPH PROGRAM LEADERSHIP AND ADMINISTRATION</b>		
<b>Murray Mittleman</b>	Faculty Director, MPH Program	<a href="mailto:mmittlem@hsph.harvard.edu">mmittlem@hsph.harvard.edu</a>
<b>Anne Occhipinti</b>	Assistant Dean for Professional Education	<a href="mailto:aocchipi@hsph.harvard.edu">aocchipi@hsph.harvard.edu</a>
<b>MPH IN EPIDEMIOLOGY LEADERSHIP AND ADMINISTRATION</b>		
<b>Heather Baer</b>	MPH-EPI Faculty Director	<a href="mailto:hbaer@bwh.harvard.edu">hbaer@bwh.harvard.edu</a>
<b>Stephanie Lemoine</b>	MPH-EPI Assistant Director	<a href="mailto:slemoine@hsph.harvard.edu">slemoine@hsph.harvard.edu</a>
<b>Liz Rowell</b>	Educational Programs Coordinator	<a href="mailto:erowell@hsph.harvard.edu">erowell@hsph.harvard.edu</a>
<b>MPH PROGRAM OFFICE – OFFICE OF EDUCATIONAL PROGRAMS</b>		
<a href="https://hsph.me/mp-program-team">hsph.me/mp-program-team</a>	<a href="mailto:mphepi@hsph.harvard.edu">mphepi@hsph.harvard.edu</a>	<b>+1 617-432-0090</b>
<b>MPH PUBLIC HEALTH CORE CONTACT</b>		
<b>Ying-Ju Lai</b>	Educational Programs Project Manager	<a href="mailto:ylai@hsph.harvard.edu">ylai@hsph.harvard.edu</a>
<b>REGISTRAR’S OFFICE</b>		
<a href="https://hsph.harvard.edu/registrar">hsph.harvard.edu/registrar</a>	<a href="mailto:registrar@hsph.harvard.edu">registrar@hsph.harvard.edu</a>	<b>+1 617-432-1032</b>
<b>Academic Calendar</b>	<a href="https://hsph.me/academic-calendar">hsph.me/academic-calendar</a>	
<b>Harvard Course Catalog</b>	<a href="https://courses.harvard.edu">courses.harvard.edu</a>	
<b>Harvard Chan Student Handbook</b>	<a href="https://hsph.me/student-handbook">hsph.me/student-handbook</a>	
<b>Student Knowledge Center</b>	<a href="https://hsph.me/knowledge-center">hsph.me/knowledge-center</a> (information about course enrollment, etc.)	
<b>OFFICE OF CAREER AND PROFESSIONAL DEVELOPMENT</b>		
<a href="https://hsph.me/career-services">hsph.me/career-services</a>	<a href="mailto:careers@hsph.harvard.edu">careers@hsph.harvard.edu</a>	
<b>OFFICE OF DIVERSITY AND INCLUSION</b>		
<a href="https://hsph.me/diversity">hsph.me/diversity</a>	<a href="mailto:odi@hsph.harvard.edu">odi@hsph.harvard.edu</a>	
<b>OFFICE OF FINANCIAL AID</b>		
<a href="https://hsph.me/fin-aid-office">hsph.me/fin-aid-office</a>	<a href="mailto:financialaid@hsph.harvard.edu">financialaid@hsph.harvard.edu</a>	
<b>OFFICE FOR STUDENT AFFAIRS</b>		
<a href="https://hsph.me/student-affairs">hsph.me/student-affairs</a>	<a href="mailto:studentaffairs@hsph.harvard.edu">studentaffairs@hsph.harvard.edu</a>	
<b>STUDENT SUPPORT SERVICES</b>		
<a href="https://hsph.me/support-services">hsph.me/support-services</a>		

## PROGRAM DESCRIPTION AND OVERVIEW

---

The Master of Public Health in Epidemiology (MPH-EPI) is a cohort-based, hybrid, part-time degree program that is completed throughout two-years. The MPH-EPI program prepares you for new levels of leadership and investigation, while fitting around your busy schedule. Through a combination of online, in-person, and in-the-field learning, the MPH-EPI program will provide you with the advanced research and epidemiological skills needed to pursue senior positions in academia, hospitals, public health agencies, nongovernmental organizations, and the private sector. The MPH in Epidemiology is designed for individuals seeking specialization in advanced quantitative methods of epidemiology and its applications to clinical and population health research, policy, and programs.

### THE FORMAT: MAXIMUM FLEXIBILITY, INDELIBLE EXPERIENCE

The MPH-EPI program begins in June 2023 with a **required** and intensive three-week session on-campus. During this session, you will take an integrative course in Biostatistics and Epidemiology. Following the on-campus June session, you will return home to complete a prescribed curriculum of online coursework on advanced methods in epidemiology. During the second year of the program, you will return to the Harvard campus the following June in 2024 (**also required**), complete online elective coursework during next academic year, and return to campus for a Practicum Symposium in May 2025 prior to the Harvard Convocation/Commencement.

- **ON-CAMPUS:** The program includes two required, three-week intensive on-campus sessions in June 2023 and June 2024.
- **ONLINE:** The online period of the program is July through May in both the first and second year. You will participate in mostly asynchronous courses that include interactive exercises, modular video sessions, and case-based studies.
- **IN THE FIELD:** Mentored by Harvard faculty, you will complete a self-designed, year-long practicum project culminating in a final presentation and paper before graduation.

### PROGRAM COMPETENCIES

- 1.) Develop comprehensive knowledge of the study design principles of epidemiology to provide a quantitative approach for addressing health problems.
- 2.) Develop comprehensive knowledge of the quantitative methods of epidemiology and biostatistics to provide a quantitative approach for addressing health problems.
- 3.) Critically evaluate published clinical and public health articles and grant proposals.
- 4.) Execute a literature review and summarize knowledge about health issues of interest.
- 5.) Implement and interpret the results of a study to address a clinical or public health issue.

## PROGRAM POLICIES FOR MPH IN EPIDEMIOLOGY STUDENTS

---

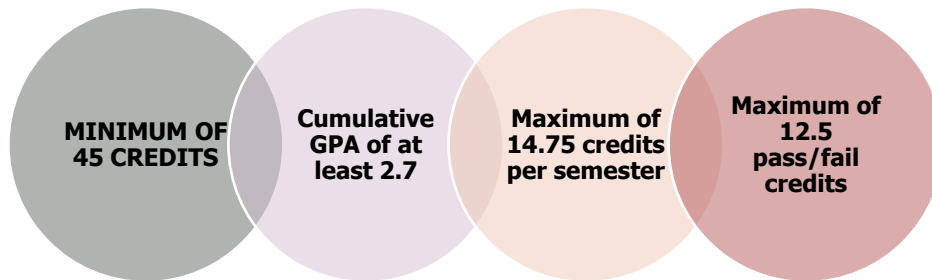
### DEGREE REQUIREMENTS:

In addition to meeting course load requirements and distributions, MPH-EPI students must remain in good academic standing, complete program requirements within the designated time to degree, and meet the following academic conditions:

- Must have 45 credits
- Maintain a cumulative GPA of 2.7 (B- average) or above in order to graduate from the program
- Successful completion of all required courses
- Applied Practice Experience
- Integrative Learning Experience

### PASS/FAIL GRADING POLICIES:

Students enrolled in an MPH program at the School may not count more than 12.5 pass/fail credits during the degree program.



*Figure 1: Pass/Fail Grading Policies*

Courses during the first year of the MPH-EPI program (ID 207/208, EPI 522, EPI 524 and EPI 525) are required to be taken for an ordinal grade. Some Year 2 electives in the program may only offer one option for grading. In planning the use of your pass/fail credits, please keep in mind that the required core courses ID 100 and MPH 101 as well as elective EPI 529 can only be taken for a pass/fail grade. Furthermore, some electives like EPI 526 will only be offered for an ordinal grade.

### CREDITS PER SEMESTER:

The MPH in Epidemiology program is a part-time degree program. In order to remain part-time, students cannot take more than 14.75 credits per semester. There is no option to complete this program as a full-time student.

It may be difficult for MPH-EPI students to reach 14.75 in a given semester since the program does not recommend students to take online MPH-EPI electives in the first year of the program and MPH-EPI students are ineligible to enroll in on-campus courses.

#### **ACADEMIC DEADLINES:**

MPH in Epidemiology students should follow the same last date to enroll/last date to drop deadlines as other Harvard Chan School students. The deadlines for each term can be found in the [Academic Calendar Summary](#) on the [Registrar's Office website](#).

It is strongly recommended that students not join courses after they begin, to avoid missing any required assignments or group project work during the first two weeks of the course.

#### **HARVARD EMAIL:**

MPH in Epidemiology students must check their Harvard email regularly for all communications from the School. The School will not communicate with students via their personal or work email accounts.

#### **LEAVE OF ABSENCE:**

Students in the MPH in Epidemiology have the option of taking a leave of absence from the program; however, the MPH-EPI core curriculum in the first year of the program **must be** taken in sequence. This does not include the MPH public health core (MPH 101-105). The program recommends students who plan to take a leave of absence do so for at least an entire semester (Summer, Fall, Spring). Students who wish to take a leave of absence for part of a semester will be charged a continuation fee.

#### **ELECTIVE COURSES:**

It is not recommended that MPH in Epidemiology students take online elective courses during the first year in the program; however, students may take the MPH public health core courses during the first year.

Students who wish to take one of the online electives that are part of the MPH-EPI program (described on page 12 of this guide) during the first year are required to submit a petition, along with a detailed explanation of why the course is essential to their study in the first year. Petitions should focus on a specific course and not be a general request for any elective that is available. Decisions will be made on a case-by-case basis, depending on the specific situation and whether there is space available in the class. Priority in the online elective courses is given to students in their second year of the program.

During their second year of the program, students can choose from a variety of online MPH-EPI electives in the Fall and Spring semesters. Elective course credits vary from 1.25 to 2.5 credits. The current list of elective courses can be found beginning on page 14.

#### **CROSS REGISTRATION AND ON CAMPUS COURSES:**

Students enrolled in the MPH in Epidemiology are unable to take on campus courses during the academic year (except during WinterSession) or cross-register for other courses within Harvard University due to their non-resident student status.

#### **COURSE DESCRIPTIONS AND SYLLABI:**

Students can view course descriptions by visiting the [Course Catalog](#).

Previous year's course syllabi can be found on [Syllabus Explorer](#).

#### **INTERNATIONAL STUDENTS:**

International students will be required to attend the two, three-week on-campus sessions in June 2023 and June 2024 on a student visa. This policy includes students from Canada. The Harvard Chan School is unable to extend the student visa past the June session since the remainder of the program is completed online. MPH in Epidemiology students are also ineligible for OPT status.

#### **WINTERSESSION: JANUARY TERM (2023/2024) – OPTIONAL ELECTIVES**

MPH in Epidemiology students are eligible to attend on-campus courses during the School's WinterSession (January term). To view the WinterSession course offerings, please visit the School's [course catalog](#).

WinterSession courses are located under the Spring semester, under the January tab on the left toolbar. The majority of WinterSession courses are 1.25 credits.

International students must request a student visa in order to take on-campus WinterSession courses. In order to be eligible for visa status, an international student will be required to take **5 credits of on-campus courses**. WinterSession courses may be offered at conflicting times. It is important to plan your schedule accordingly if you need to obtain a visa to take courses.

The Harvard Chan School Department of Global Health also offers a [variety of field trips](#) during the WinterSession term. These field trips usually require an application, and information will be sent to students via email during the Fall semester. Both domestic and international MPH in Epidemiology students are eligible to apply for the Global Health field trips.



## **PRACTICUM REGISTRATION:**

Students are required to register for the practicum course (EPI 945) in both the Fall (2.5 credits), and Spring (2.5 credits) semesters during the second year of the program.

## **FIELD OF STUDY AND PROGRAM CHANGES**

Students in the MPH-EPI program are not eligible to change into another field of study or MPH degree program (from 45 credit to 65 credit) once admitted to the MPH in Epidemiology. Students who want to change fields of study would need to reapply to a different MPH program and/or field of study.

## **TRANSFER CREDITS AND COURSE WAIVERS**

Students in the MPH-EPI program are unable to waive, substitute, or transfer any HSPH or outside credits into the MPH-EPI program.

## **BILLING AND ENROLLMENT**

Students are billed a flat rate at the beginning of each semester (fall and spring) until the full program cost has been met. Course enrollment and pre-paying your tuition bill are closely connected at the Harvard Chan School. For questions about tuition or student billing, visit the *Student Billing website* ([hsph.me/student-billing](https://hsph.me/student-billing)) or contact the Registrar's Office ([hsph.me/registrar](https://hsph.me/registrar)). Students are also responsible for course material fees, which are separate from tuition, and are typically posted after course enrollment.

A continuation fee may be charged for any student who has paid their financial requirements, but still has academic requirements to finish.

## **ONLINE PROGRAMS AT HARVARD UNIVERSITY**

Harvard is authorized to offer distance education under the State Authorization Reciprocity Agreement (SARA), an agreement that allows institutions of higher education in Massachusetts to offer distance education to students residing in other states that participate in SARA. For information about SARA-related student complaint processes for distance education students, please see <https://vpal.harvard.edu/nc-sara>.

## **POLICY FOR USING GENERATIVE AI IN COURSES**

Unless otherwise specified by an instructor, it is a violation of the Harvard Chan School's academic integrity policies for students to use GAI to create all or part of an assignment for a course and submit that work as their own. This rule parallels other rules. Students may not ask another person to complete their assignments for their courses. Students may not copy something someone else has created, or re-write something someone else has written, without proper attribution.



In general, the School sees permissible uses of GAI in coursework to include seeking clarification on concepts, brainstorming ideas, or generating scenarios that help to contextualize what a student is learning. This may include, for example, using AI-powered web searches, having “conversations” with tools like ChatGPT to help explore ideas, refine thinking, identify examples, and better understand course material. It is also considered acceptable to use GAI to draft emails to instructors, students, and others in the community that are not being submitted as coursework.

***Additional Resources Available for MPH in Epidemiology Students:***

**MPH IN EPIDEMIOLOGY iLIBRARY**

Students who enroll in the program will have access to the MPH in Epidemiology iLibrary in Canvas. The iLibrary is a repository that has a variety of useful information including podcasts, videos, data analysis tutorials, lecture notes, external epidemiology resources, and career resources.

## MASTER OF PUBLIC HEALTH: PROGRAM OVERVIEW

---

The MPH degree is the most widely recognized professional credential for leadership in public health. The MPH curriculum emphasizes active, student-directed learning, problem solving, and the acquisition of skills essential to the practice of public health. The program is organized around the Foundational Public Health Knowledge learning objectives, the MPH Foundational Competencies, the Applied Practice Experience, and the Integrative Learning Experience laid out by the Council on Education for Public Health (CEPH). Students pursue a career-oriented field of study. Each field of study has defined five distinct competencies that enhance the 12 Foundational Public Health Knowledge learning objectives and the 22 MPH Foundational Competencies.

### HARVARD CHAN'S COMPETENCY AND APPLICATION-BASED MPH CURRICULUM

The MPH public health core curriculum is developed in accordance with the Council on Education for Public Health's 12 Foundational Public Health Knowledge learning objectives and 22 MPH Foundational Competencies required of all students receiving an MPH degree at accredited institutions. To learn more, visit [hsph.me/mph-competencies](https://hsph.me/mph-competencies).

The Foundational Public Health Knowledge learning objectives and the MPH Foundational Competencies are primarily met through the Harvard Chan MPH public health core curriculum, the Applied Practice Experience, and the Integrative Learning Experience.

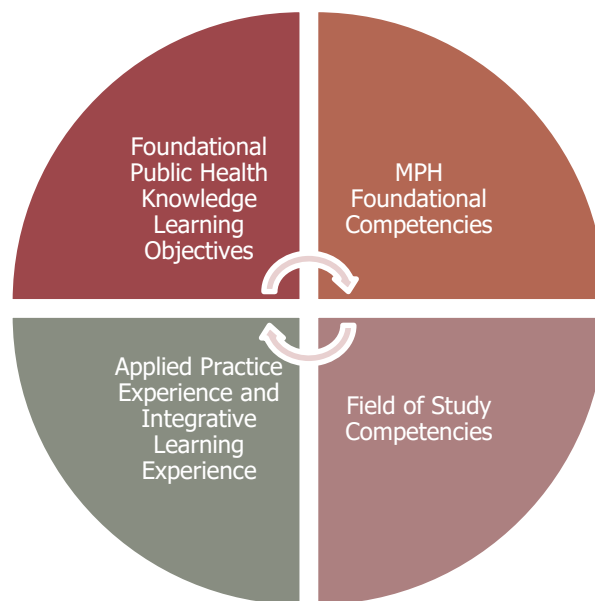


Figure 2: Harvard Chan's Competency & Application Based MPH Curriculum

## MPH PUBLIC HEALTH CORE CURRICULUM



Figure 3: MPH Public Health Curriculum Overview

All MPH students at Harvard Chan are required to complete a common curriculum consisting of a school-wide online course, ID 100: Foundations for Public Health; the biostatistics and epidemiology core (ID 207 & ID 208); and five courses in the MPH public health core areas (MPH 101-MPH 105).

Table 1: Common Curriculum of MPH Public Health

### BIostatistics AND EPIDEMIOLOGY CORE

Course Number	Title	Semester	Credits
ID 207/ID 208	Introduction to Epidemiology and Biostatistics	Summer 2023	10

### SCHOOL-WIDE FOUNDATIONAL COURSE

Course Number	Title	Semester	Credits
ID 100	Foundations for Public Health	Fall 1 2023	1 (P/F Only)

### MPH PUBLIC HEALTH CORE

Course Number	Title	Semester	Credits
MPH 101	MPH Qualitative Methods for Public Health	Summer or Fall 2 (2023 or 2024)	.25 (P/F Only)
MPH 102	Health Systems	Summer, Fall 1 or January (2023/2024/2025)	1.25
MPH 103	Leadership and Communication	Fall 2 or January (2023/2024/2025)	1.25
MPH 104	Social, Behavioral, and Structural Determinants of Health	Summer, Fall 1 or January (2023/2024/2025)	1.25
MPH 105	Public Health Policy and Politics	June 2024	1.25

### **ID 100: FOUNDATIONS FOR PUBLIC HEALTH**

All MPH students are required to complete a school-wide online course, ID 100: Foundations for Public Health. Students will be automatically given access in Summer (sometime in July or August) to the course materials via [Canvas](#), and should complete the course prior to the Fall semester; even though MPH-EPI students will not enroll in ID 100 until the Fall semester.

### **MPH 101 – 105: MPH PUBLIC HEALTH CORE**

MPH-EPI students have the option to take the MPH public health core at various times throughout the two-year program. (See semester offerings in grid above.) The MPH public health core courses do not have to be taken in sequence and each course is conducted asynchronously. It is the student's responsibility to fulfill the MPH public health core throughout the two-year MPH-EPI program. Students should be sure to plan their schedules accordingly.

## PLANNING YOUR PROGRAM

Students in the MPH-EPI program must complete a minimum of 45 credits. The first year of the program prioritizes required coursework in epidemiologic methods. During the second year of the program, students will complete a small amount of required coursework, including a practicum and the Integrative Learning Experience, along with electives.

The courses below are all online, unless indicated “on-campus”. Online courses in the MPH-EPI program are mostly asynchronous, with optional synchronous sessions. Students who would like guidance on their schedule are encouraged to meet with the MPH-EPI Assistant Director or Educational Programs Coordinator.

*Table 2: Required Curriculum courses of Year 1 & 2*

Year 1 Required Curriculum Courses			
Course ID	Course Title	Term	Credits
ID 207 (On-Campus)	Introduction of Epidemiology and Biostatistics	June 2023	7.5
ID 208	Introduction of Epidemiology and Biostatistics	Summer 2023	2.5
ID 100	Foundations for Public Health	Summer/Fall 2023	1
EPI 522	Analytic Methods for Epidemiology	Fall 2023	5
EPI 524	Confounding Control: A Component of Causal Inference	Spring 1 2024	2.5
EPI 525	Study Designs for Epidemiologists	Spring 2 2024	2.5

Year 2 Required Curriculum Courses			
Course ID	Course Title	Term	Credits
HPM 549 (On-campus)	Ethical and Regulatory Issues in Human Research	June 2024	2.5
MPH 105 (On-campus)	Public Health Policy and Politics	June 2024	1.25
HPM 260	Health Economics and Applications to Global Health Policy	Summer 2024	2.5
EPI 945F	Applied Practice and Integrative Learning Experience for Epidemiology	Fall 2024	2.5
MPH 106A	Intersectoral Perspectives in Public Health	Fall 2024	0
EPI 945S	Applied Practice and Integrative Learning Experience for Epidemiology	Spring 2025	2.5
MPH 106B	Intersectoral Perspectives in Public Health	Spring 1 2025	0

## MPH EPIDEMIOLOGY 2<sup>nd</sup> YEAR ELECTIVES

The courses listed below are ones that the program has currently approved as electives. During the second on-campus session, students will select 1-3, on-campus, electives while also taking the two required on-campus courses listed on page 12.

*Table 3: MPH Epidemiology 2nd Year Electives*

Course Title	Course ID	Term	Credits	Priority
EPI 271 (On-campus)	Propensity Score Analysis	June 2024	1.25	EPI Only
ID 543 (On-campus)	Introduction to R	June 2024	1.25**	EPI Only
ID 544 (On-campus)	Writing Public Health Research	June 2024	1.25*	EPI Only
ID 545 (On-campus)	Cultivating Authentic Leadership	June 2024	1.25	EPI Only
EPI 526	Analysis of Publicly Available Databases for Epidemiologic and Health Services Research	Fall 2024	2.5**	EPI
EPI 527	Design and Conduct of Trials in Preventive Medicine	Fall 2024	2.5	EPI
EPI 528	Systematic Review and Meta-Analysis	Fall 2024	2.5	EPI
EPI 529	Applications of Epidemiology	Fall 2024	1.25*	EPI
HPM 559	Introduction to Qualitative Research Methods for Public Health	Fall 2024	2.5	EPI/GEN
ID 224	Survey Research Methods for Public Health	Fall 2024	2.5	EPI/GEN
ID 514	Organizational Behavior	Fall 1 2024	2.5	GEN
ID 255	Public Health Leadership: Personal Mastery	Fall 2 2024	1.25*	GEN
ID 276	Introduction to Nutrition Science	Fall 2024	2.5	GEN
ID 290	Emergency Response, Disasters and Public Health	Fall 2 2024	2.5	EPI
BST 215	Linear and Longitudinal Regression	Spring 2025	2.5	EPI
EPI 288	Introduction to Machine Learning and Risk Prediction	Spring 2025	2.5	EPI
EPI 529	Applications of Epidemiology	Spring 2025	1.25*	EPI
HPM 506	Practical Scientific Methods for Improving Health and Health Care	Spring 2025	2.5	EPI/GEN
ID 273	Innovation and Entrepreneurship in Healthcare	Spring 1 2025	2.5	GEN
ID 218	Financial Transactions and Analysis	Spring 1 2025	2.5	GEN
RDS 202	Decision Science for Public Health	Spring 2025	2.5	EPI/GEN

\*May only be taken for a Pass/Fail grade

\*\* May only be taken for an Ordinal grade

## **PRIORITY ENROLLMENT WAVES**

The above electives are open to students in both the MPH in Epidemiology and MPH Generalist programs. The “Priority” column indicates which student population has priority to enroll in the elective course. For courses where MPH-EPI students have priority, MPH-EPI students will be able to enroll first, followed by MPH-GEN students. For courses with joint EPI/GEN priority, both MPH-EPI and MPH-GEN students will be able to enroll at the same time. [Priority enrollment waves](#) are used in my.harvard to manage elective enrollment. Students in on-campus degree programs will be allowed to enroll in the above electives if space remains after MPH-EPI and MPH-GEN students have had a chance to enroll.

## **PETITIONING TO ENROLL IN ELECTIVE COURSES BEFORE THE SECOND YEAR**

Because of the need to complete required courses in the first year of the program, MPH-EPI students will typically not take elective courses until the second year of the program. *Students who wish to take an elective course during the first year are required to submit a petition to the MPH-EPI program staff, along with an explanation of why the course is essential to their study in the first year.* Petitions should focus on a specific course and not be a general request for any elective that is available. Decisions will be made on a case-by-case basis, depending on the specific situation and whether there is space available in the class. Priority in elective courses is given to students in their second year of the program.



### MPH PRACTICUM DESCRIPTION

Each field of study in the MPH program requires 1) an **Applied Practice Experience (APE)** (“Practicum”), and 2) an **Integrative Learning Experience (ILE)**, which are components of a practice course or seminar course for each field of study. All MPH students at accredited Schools of Public Health in the U.S. must complete these two degree requirements.

EPI 945 satisfies the Applied Practice Experience and the Integrative Learning Experience that is required for MPH-EPI students. Students are required to register for EPI 945 during the Fall and Spring semesters of their second year of the program (2.5 credits per semester, 5.0 credits total).

### APPLIED PRACTICE EXPERIENCE (APE)

The APE or “practicum” is an opportunity to apply MPH competencies to a real-world public health problem or issue that is salient to a health care or public health organization and to produce work that is of value to the organization.

Students should develop and work on a practicum project with a host organization interested in their public health issue, or with a mentor at their home institution, but by the beginning of second year, all students will also be assigned a Harvard faculty practicum mentor. The Harvard practicum mentor may be from the Department of Epidemiology at the Chan School and/or a faculty member for one of the courses in this program, but they can also be from other departments and schools at the university. Typically, the practicum will involve an applied project in public health or health care, with a deliverable(s) for their host organization or home institution. Each student will make a presentation about their practicum at the end of their second year of the program.

The topic for the MPH-EPI practicum must be approved by the beginning of their second year in the program. In most cases, the practicum will be an applied, quantitative project in which the student will formulate a clinical or public health question and hypothesis, develop the study design and analysis plan, conduct the statistical analysis, and summarize the results and findings. Students may develop a project using data from their home institutions, from mentors/collaborators at other institutions, from publicly available databases, or from other sources. In some cases, students may collect data directly (e.g., by developing and administering a survey), although primary data collection is not a requirement.

## **INTEGRATIVE LEARNING EXPERIENCE (ILE)**

Each student will write a final paper that will serve as the Integrative Learning Experience. The Integrative Learning Experience is a culminating experience that requires students to integrate and synthesize specific MPH foundational and field of study competencies that are gained in coursework and other parts of the MPH program. To meet the ILE requirement, MPH-EPI students will write a final paper in the form of a manuscript suitable for publication, although a grant proposal or a technical report may also be acceptable.

## **MPH-EPI PRACTICUM DRAFT TIMELINE**

The process by which students complete the MPH in Epidemiology practicum involves group mentoring during the first year and individual mentoring during the second year of the program. A potential timeline for the practicum is below. More detail is included in the EPI 945 syllabus and on the Canvas site.

**FALL 2023:** Students will complete a brief survey about their ideas for the practicum.

**EARLY SPRING 2023:** Students will have at least two individual consultations (online) with a member of the MPH in Epidemiology Practicum Committee (MPH-EPI-PC). This committee consists of 8-10 faculty members at the School, most of whom are in the Department of Epidemiology. The purpose of each consultation is to discuss the student's ideas for their practicum in more detail and to help them identify a suitable project.

**LATE SPRING 2023:** Students will submit an initial draft of their Learning Agreement, which is a brief outline of their project. Based on this, the MPH-EPI-PC will help identify a Harvard practicum mentor for the student.

**JUNE 2024:** Students will meet in-person with their Harvard practicum mentor to discuss their project. Students will continue to meet online with their Harvard practicum mentor at least monthly during the Fall and Spring of their second year.

**EARLY FALL 2024:** Students will submit a final draft of their Learning Agreement.

**LATE FALL 2024:** Students will submit a detailed analysis plan and progress report.

**EARLY SPRING 2025:** Students will submit a detailed progress report with preliminary results.

**SPRING 2025:** Students will submit their final practicum presentation slides and recording; students also will submit the final Integrative Learning Experience paper.

**MAY 2025:** Students will submit a brief critique of one other student's presentation in addition to the practice and competencies self-assessment survey via CareerConnect. Students will also attend the in-person MPH in Epidemiology Practicum Symposium (optional but strongly encouraged).

## **FOR MORE DETAILS:**

Prior EPI practice sites and recent project abstracts: [hsph.me/mph-prior-practice](https://hsph.me/mph-prior-practice)

## MPH IN EPIDEMIOLOGY SAMPLE SCHEDULES

### SAMPLE SCHEDULE #1

Table 4: Table 4: Sample Schedule #1

Year 1	SUMMER 2023	ID 207: Introduction to Epidemiology and Biostatistics	7.5 credits
		ID 208: Introduction to Epidemiology and Biostatistics	2.5 credits
		<b>TOTAL</b>	<b>10</b>
	FALL 2023	ID 100: Foundations of Public Health	1 credit
		MPH 101: Qualitative Methods for Public Health	.25 credits
		EPI 522: Analytic Methods of Epidemiology	5 credits
		MPH 103: Leadership and Communication	1.25 credits
		<b>TOTAL</b>	<b>7.5</b>
	WINTERSESSION 2024	MPH 104: Social, Behavioral, and Structural Determinants of Health	1.25 credits
		<b>TOTAL</b>	<b>1.25</b>
	SPRING 2024	EPI 524: Confounding Control: A Component for Causal Inference	2.5 credits
		EPI 525: Study Designs for Epidemiologists	2.5 credits
<b>TOTAL</b>		<b>5</b>	
Year 2	SUMMER 2024	ID 543: Introduction to R	1.25 credits
		EPI 271: Propensity Score Analysis	1.25 credits
		HPM 549: Ethical and Regulatory Issues in Public Health	2.5 credits
		MPH 105: Public Health Policy and Politics	1.25 credits
		HPM 260: Health Economics and Applications to Global Health Policy	2.5 credits
		<b>TOTAL</b>	<b>8.75</b>
	FALL 2024	EPI 945F: Practicum & Culminating Experience for the MPH in Epidemiology	2.5 credits
		MPH-EPI Fall Electives (Choose <b>one</b> 2.5 credit elective)	2.5 credits
		<b>TOTAL</b>	<b>5</b>
	WINTERSESSION 2025	MPH 102: Health Systems	1.25 credits
		<b>TOTAL</b>	<b>1.25</b>
	SPRING 2025	EPI 945S: Practicum & Culminating Experience for the MPH in Epidemiology	2.5 credits
		MPH-EPI Spring Electives (Choose <b>one</b> 2.5 credit elective)	2.5 credits
		EPI 529: Applications of Epidemiology	1.25 credits
		<b>TOTAL</b>	<b>6.25</b>
<b>PROGRAM TOTAL</b>			<b>45</b>

## SAMPLE SCHEDULE #2

Table 5: Sample Schedule #2

Year	SUMMER 2023	ID 207: Introduction to Epidemiology and Biostatistics	7.5 credits
		ID 208: Introduction to Epidemiology and Biostatistics	2.5 credits
		<b>TOTAL</b>	<b>10</b>
	FALL 2023	ID 100: Foundations of Public Health	1 credit
		MPH 101: Qualitative Methods for Public Health	.25 credits
		EPI 522: Analytic Methods of Epidemiology	5 credits
		MPH 102: Health Systems	1.25 credits
		MPH 103: Leadership and Communication	2.5 credits
		MPH 104: Social, Behavioral, and Structural Determinants of Health	1.25 credits
	<b>TOTAL</b>	<b>11.25</b>	
	WINTERSESSION 2024	Not Applicable	0 credits
		<b>TOTAL</b>	<b>0</b>
	SPRING 2024	EPI 524: Confounding Control: A Component for Causal Inference	2.5 credits
EPI 525: Study Designs for Epidemiologists		2.5 credits	
<b>TOTAL</b>		<b>5</b>	
Year 2	SUMMER 2024	ID 544: Writing Public Health Research	1.25 credits
		HPM 549: Ethical and Regulatory Issues in Public Health	2.5 credits
		MPH 105: Public Health Policy and Politics	1.25 credits
		HPM 260: Health Economics and Applications to Global Health Policy	2.5 credits
		<b>TOTAL</b>	<b>7.5</b>
	FALL 2024	EPI 945F: Practicum & Culminating Experience for the MPH in Epidemiology	2.5 credits
		MPH-EPI Fall Electives (Choose <b>one</b> 2.5 credit elective and <b>one</b> 1.25 credit elective)	3.75 credits
		<b>TOTAL</b>	<b>6.25</b>
	WINTERSESSION 2025	Not Applicable	0 credits
		<b>TOTAL</b>	<b>0</b>
	SPRING 2025	EPI 945S: Practicum & Culminating Experience for the MPH in Epidemiology	2.5 credits
		MPH-EPI Spring Electives (Choose <b>one</b> 2.5 credit elective)	2.5 credits
		<b>TOTAL</b>	<b>5</b>
<b>PROGRAM TOTAL</b>			<b>45</b>

### SAMPLE SCHEDULE #3

Table 6: Sample Schedule #3

Year 1	SUMMER 2023	ID 207: Introduction to Epidemiology and Biostatistics	7.5 credits	
		ID 208: Introduction to Epidemiology and Biostatistics	2.5 credits	
		<b>TOTAL</b>	<b>10</b>	
	FALL 2023	ID 100: Foundations of Public Health	1 credit	
		EPI 522: Analytic Methods of Epidemiology	5 credits	
		<b>TOTAL</b>	<b>6</b>	
	WINTERSESSION 2024	MPH 102: Health Systems	1.25 credits	
		<b>TOTAL</b>	<b>1.25</b>	
	SPRING 2024	EPI 524: Confounding Control: A Component for Causal Inference	2.5 credits	
		EPI 525: Study Designs for Epidemiologists	2.5 credits	
		<b>TOTAL</b>	<b>5</b>	
	credits	SUMMER 2024	ID 544: Writing Public Health Research	1.25 credits
ID 545: Cultivating Authentic Leadership			1.25 credits	
HPM 549: Ethical and Regulatory Issues in Public Health			2.5 credits	
MPH 105: Public Health Policy and Politics			1.25 credits	
HPM 260: Health Economics and Applications to Global Health Policy			2.5 credits	
MPH 103: Leadership and Communication			1.25 credits	
<b>TOTAL</b>			<b>10</b>	
FALL 2024		EPI 945F: Practicum & Culminating Experience for the MPH in Epidemiology	2.5 credits	
		MPH-EPI Fall Electives (Choose <b>one</b> 2.5 credit elective)	2.5 credits	
		MPH 101: Qualitative Methods for Public Health	.25 credits	
		<b>TOTAL</b>	<b>5.25</b>	
WINTERSESSION 2025		MPH 104: Social, Behavioral, and Structural Determinants of Health	1.25 credits	
		<b>TOTAL</b>	<b>1.25</b>	
SPRING 2025		EPI 945S: Practicum & Culminating Experience for the MPH in Epidemiology	2.5 credits	
		MPH-EPI Spring Electives(Choose <b>one</b> 2.5 credit elective and <b>one</b> 1.25 credit elective)	3.75 credits	
		<b>TOTAL</b>	<b>6.25</b>	
<b>PROGRAM TOTAL</b>			<b>45</b>	

## SAMPLE SCHEDULE #4

Table 7: Sample Schedule #4

Year 1	SUMMER 2023	ID 207: Introduction to Epidemiology and Biostatistics	7.5 credits
		ID 208: Introduction to Epidemiology and Biostatistics	2.5 credits
		<b>TOTAL</b>	<b>10</b>
	FALL 2023	ID 100: Foundations of Public Health	1 credit
		MPH 101: Qualitative Methods for Public Health	.25 credits
		EPI 522: Analytic Methods of Epidemiology	5 credits
		<b>TOTAL</b>	<b>6.25</b>
	WINTERSESSION 2024	MPH 102: Health Systems	1.25 credits
		MPH 104: Social, Behavioral, and Structural Determinants of Health	1.25 credits
		<b>TOTAL</b>	<b>2.5</b>
	SPRING 2024	EPI 524: Confounding Control: A Component for Causal Inference	2.5 credits
		EPI 525: Study Designs for Epidemiologists	2.5 credits
		<b>TOTAL</b>	<b>5</b>
Year 2	JUNE 2024	ID 543: Introduction to R	1.25 credits
		HPM 549: Ethical and Regulatory Issues in Public Health	2.5 credits
		MPH 105: Public Health Policy and Politics	1.25 credits
		HPM 260: Health Economics and Applications to Global Health Policy	2.5 credits
		<b>TOTAL</b>	<b>6.25</b>
	FALL 2024	EPI 945F: Practicum & Culminating Experience for the MPH in Epidemiology	2.5 credits
		MPH-EPI Fall Electives (Choose <b>two</b> 2.5 credit electives)	5 credits
		MPH 103: Leadership and Communication	1.25 credits
		<b>TOTAL</b>	<b>8.75</b>
	WINTERSESSION 2025	Not Applicable	0 credits
		<b>TOTAL</b>	<b>0</b>
	SPRING 2025	EPI 945S: Practicum & Culminating Experience for the MPH in Epidemiology	2.5 credits
		MPH-EPI Spring Electives (Choose <b>one</b> 2.5 credit elective and <b>one</b> 1.25 credit elective)	3.75 credits
<b>TOTAL</b>		<b>6.25</b>	
<b>PROGRAM TOTAL</b>			<b>45</b>

## Academic Calendar for the MPH in Epidemiology Program 2023-2025

### On-Campus

June 2023: June 5 – June 23  
New Student Orientation: June 5

### Online

Summer 2023: July 5 – August 18

Fall 2023: August 28 – December 15

Fall 1: August 28 – October 20

Fall 2: October 23 – December 15

WinterSession 2024: January 2 – January 19

Spring 2024: January 22 – May 10

Spring 1: January 22 – March 8

Spring 2: March 18 – May 10

### On-Campus

June 2024: June 3 – June 21

### Online

Summer 2024: July 8 – August 16

Fall 2024: September 3 – December 15

Fall 1: September 3 – October 25

Fall 2: October 28 – December 20

WinterSession 2025: January 2 – January 24

Spring 2025: January 27 – May 16

Spring 1: January 27 – March 14

Spring 2: March 24 – May 10

### On-Campus

MPH-EPI Symposium 2025:

Tuesday, May 27, 2025

Harvard Chan School Convocation: Wednesday, May 28, 2025

Harvard University Commencement: Thursday, May 29, 2025

Please check the [academic calendar online](#) for a complete listing, including School holidays, add/drop and pass/fail deadlines, WinterSession dates and School recesses.

**Students are expected to observe all deadlines.**