



2023-2024
MPH Curriculum Guide

CLINICAL EFFECTIVENESS

45-Credit Program

(Academic Year / Summer Focused)

TABLE OF CONTENTS

MPH-45 LEADERSHIP AND ADMINISTRATION	1
HARVARD CHAN ESSENTIAL RESOURCES FOR STUDENTS.....	2
CLINICAL EFFECTIVENESS POLICIES AND PROCESSES.....	3
MASTER OF PUBLIC HEALTH: PROGRAM OVERVIEW	6
CLINICAL EFFECTIVENESS FIELD OF STUDY OVERVIEW.....	7
CLINICAL EFFECTIVENESS DEGREE REQUIREMENTS	9
MPH-45 CLINICAL EFFECTIVENESS – ACADEMIC YEAR CURRICULUM.....	10
MPH-45 CLINICAL EFFECTIVENESS – SUMMER-FOCUSED CURRICULUM.....	18
ONLINE ELECTIVE COURSES	25

While every effort has been made to ensure that the information contained in this guide is accurate at the time of publication, the Harvard T.H. Chan School of Public Health reserves the right to make changes, at any time, regarding the curriculum, degree requirements, course offerings, policies, or any other information contained herein. This version of the MPH-45 Curriculum Guide (published on July 28, 2023) only pertains to students in the Clinical Effectiveness field of study matriculating in summer or fall 2023.

MPH-45 LEADERSHIP AND ADMINISTRATION

The master of public health program is a school-wide degree program governed by the *MPH Steering Committee* and supported by the *Office of Educational Programs* and the academic department(s) related to each of the fields of study.

MPH PROGRAM LEADERSHIP AND ADMINISTRATION – OFFICE OF EDUCATIONAL PROGRAMS		
Murray Mittleman	Faculty Director, MPH Program	mmittlem@hsph.harvard.edu Kresge 505
Anne Occhipinti	Assistant Dean for Professional Education	aocchipi@hsph.harvard.edu Kresge G-29
Emily Davies	Assistant Director, MPH Program	edavies@hsph.harvard.edu
Megan Kerin	Academic Program Manager	mkerin@hsph.harvard.edu
Ying-Ju Lai	Educational Programs Project Manager	ylai@hsph.harvard.edu
Stephanie Lemoine	Assistant Director, MPH-EPI Program	slemoine@hsph.harvard.edu
Tracy Morgan	MPH Program Assistant	tamorgan@hsph.harvard.edu
Elizabeth Rowell	Educational Programs Coordinator, MPH-EPI Program	erowell@hsph.harvard.edu
Nkwanzu Sabiti	Senior MPH Program Coordinator	nsabiti@hsph.harvard.edu
MPH-45 FIELD OF STUDY LEADERSHIP AND ADMINISTRATION		
	Field of Study Leader	Academic Administrator(s)
Clinical Effectiveness (CLE)	Heather Baer hbaer@bwh.harvard.edu	Emily Davies and Nkwanzu Sabiti mph@hsph.harvard.edu
Epidemiology (EPI) (Online/On-Campus)	Heather Baer hbaer@bwh.harvard.edu	Stephanie Lemoine slemoine@hsph.harvard.edu Elizabeth Rowell erowell@hsph.harvard.edu
Generalist (GEN) (Online)	Bonnie Blanchfield bblanchfield@hsph.harvard.edu	Megan Kerin mkerin@hsph.harvard.edu
Global Health (GH)	Marcia Castro mcastro@hsph.harvard.edu	Allison Conary aconary@hsph.harvard.edu Barbara Heil bheil@hsph.harvard.edu
Health Management (HM)	Bonnie Blanchfield bblanchfield@hsph.harvard.edu	Jennifer Moltoni jmoltoni@hsph.harvard.edu
Health Policy (HP)	Ben Sommers bsommers@hsph.harvard.edu	Doug Scaffidi dscaffidi@hsph.harvard.edu
Health & Social Behavior (HSB)	Vaughan Rees vrees@hsph.harvard.edu	Teresa Bellone tbellone@hsph.harvard.edu Whitney Waddell wwaddell@hsph.harvard.edu
Occupational & Environmental Health (OEH)	Stefanos Kales skales@hsph.harvard.edu	Barbara Zuckerman bzuckerm@hsph.harvard.edu
Quantitative Methods (QM)	Murray Mittleman mmittlem@hsph.harvard.edu	Emily Davies and Nkwanzu Sabiti mph@hsph.harvard.edu

HARVARD CHAN ESSENTIAL RESOURCES FOR STUDENTS

MPH PROGRAM OFFICE – OFFICE OF EDUCATIONAL PROGRAMS

hsph.me/mp-program-team ♦ mph@hsph.harvard.edu ♦ 617-432-0090

677 Huntington Avenue, Kresge G-29
Boston, MA 02115

- Signature for General Petitions and other *forms*
Emily Davies, Kresge G-29 or mph@hsph.harvard.edu
- MPH Public Health Core: Ying-Ju Lai [ylai@hsph.harvard.edu](mailto:yjai@hsph.harvard.edu)
- ID 100 Waivers: ID100@hsph.harvard.edu
- Field of Study Waiver and Substitution Requests: MPH-OEP Office
mph@hsph.harvard.edu, Field of Study Leader, and Academic Administrator(s)

REGISTRAR'S OFFICE

hsph.me/registrar ♦ Kresge G-4 Suite ♦ registrar@hsph.harvard.edu ♦ 617-432-1032

- Academic Calendar: hsph.me/academic-calendar
- Harvard Course Catalog: <https://courses.harvard.edu>
- Student Handbook: hsph.me/student-handbook
- Student Knowledge Center: hsph.me/knowledge-center (information about course enrollment, cross-registration, etc.)

OFFICE OF CAREER & PROFESSIONAL DEVELOPMENT

hsph.me/careers ♦ Kresge G-4 Suite ♦ careers@hsph.harvard.edu

OFFICE OF DIVERSITY & INCLUSION

hsph.me/diversity ♦ Kresge G-4 Suite ♦ odi@hsph.harvard.edu

OFFICE OF FINANCIAL AID

hsph.me/fin-aid-office ♦ Kresge G-4 Suite ♦ financialaid@hsph.harvard.edu

OFFICE OF REGULATORY AFFAIRS & RESEARCH COMPLIANCE

Visit hsph.me/HLC_IRB for Institutional Review Board (IRB) guidance

OFFICE FOR STUDENT AFFAIRS

hsph.me/student-affairs ♦ Kresge G-4 Suite ♦ studentaffairs@hsph.harvard.edu

- Housing Resources: hsph.me/housing
- Student Support Services: hsph.me/support-services

OFFICE OF DEVELOPMENT ALUMNI RELATIONS

<https://hsph.me/alumni-relations> ♦ 90 Smith Street, Fourth Floor ♦ alumni@hsph.harvard.edu

CLINICAL EFFECTIVENESS POLICIES AND PROCESSES

ACADEMIC DEADLINES & HARVARD EMAIL

Students are responsible for knowing and meeting all deadlines and regularly reading their Harvard email. The School's academic calendar is posted on the [Registrar's Office website](#).

TRANSFER CREDITS, WAIVERS, & SUBSTITUTIONS

The Harvard Chan School does not accept transfer credits from other academic institutions. However, students who have taken equivalent courses at another institution may petition to waive or substitute a requirement. (MPH 101 – 106 cannot be waived.) If a waiver or substitution is approved, students must still fulfill the 45-credit minimum requirement in order to graduate. Visit the [MPH-OEP Office's website](#) for more information.

Students who have previously earned credits through the non-degree Program in Clinical Effectiveness (PCE) will have those credits automatically transferred to their degree program after matriculation. If students want to transfer other non-degree credits earned at the Harvard Chan School in a separate semester, they must submit a [Non-Degree Credit Transfer Form](#). Students may petition to transfer a maximum of 20 non-degree Harvard Chan credits towards their degree program. To understand the financial implications of transferring non-degree credits into the degree program, visit the [Non-Degree Transfer Credits](#) page on the Student Billing website.

FIELD OF STUDY & PROGRAM CHANGES

For questions about either changing your field of study or changing your program from academic year CLE to summer-focused CLE or vice versa, contact the MPH-OEP Office (mph@hsph.harvard.edu). It is important to be aware of which program option (academic year or summer-focused) you have selected because there are differences in the program, particularly with regard to fulfilling the field of study requirements and the practicum. If you have not selected the correct option for your needs, please contact the MPH-OEP Office as soon as possible. Students may make a change early in the program but cannot switch back and forth. Students interested in making a change in program will also want to consult both the Registrar's Office (registrar@hsph.harvard.edu) and the Office of Financial Aid (financialaid@hsph.harvard.edu) to discuss any financial implications.

IMPORTANT ENROLLMENT POLICY FOR INTERNATIONAL STUDENTS

Academic year (residential) international students who are on a student visa must enroll in a minimum of 15 credits per fall and spring semester, including a minimum of 11.25 credits of in-person courses per semester. One way for students to determine their in-person course credits is to look at "instruction mode" in the course listings in [the Harvard Course Catalog](#).

STUDENT STATUS (FULL-TIME, PART-TIME, & HALF-TIME)

For definitions of full-time, part-time, and half-time status for academic year (residential) and summer-focused students, see the [Harvard Chan School Student Handbook](#). Adjusting your student status may affect your student health insurance, billing, graduation date, student loans, grants, scholarships, and/or student visa (if applicable). Therefore, students considering changing their student status may want to contact:

1. MPH-OEP Office – mph@hsph.harvard.edu
2. Registrar’s Office – registrar@hsph.harvard.edu
3. Office of Financial Aid – financialaid@hsph.harvard.edu
4. Harvard International Office (Elizabeth Capuano) – elizabeth_capuano@harvard.edu

HARVARD CHAN SEMESTER-BASED SYSTEM

The Harvard Chan School uses a semester-based system. For more information, see hsph.me/navigating-your-field-of-study.

ENROLLING IN ONLY ONE SESSION AND/OR ONE CLASS IN A SEMESTER

Academic year (residential) students taking only Fall 2 or Spring 2 courses must still enroll in those courses by the Fall 1 or Spring 1 add/drop deadlines, respectively, or otherwise risk being withdrawn from degree candidacy. If a student enrolls in only one course in a semester, the course must be in-person. Winter Session credits count toward the Spring Semester total credit count.

Summer-focused students planning to take only in Summer 2 courses must still enroll in those courses by the Summer 1 add/drop deadline or otherwise risk being withdrawn from degree candidacy. Students in their first summer of the degree program are expected to be enrolled for both Summer 1 and Summer 2 sessions.

LEAVE OF ABSENCE

Students who are unable to enroll in ANY credits in a specific semester must apply for a leave of absence or risk being withdrawn from degree candidacy. If planning to take a leave, students should contact the MPH-OEP Office. The student will need to complete a [Leave of Absence Petition](#).

BILLING & ENROLLMENT

For questions about tuition or student billing, visit the [Student Billing website](#) or contact the Registrar’s Office. To discuss your student status and implications for credit load minimums and maximums, contact the Registrar’s Office (registrar@hsph.harvard.edu). A course materials fee may apply for some courses. Where applicable, a maximum estimated course materials fee can be found in the [Harvard Course Catalog](#). Course materials fees are billed following the add/drop period each term and are not included in tuition. For more information on course materials fees, see hsph.me/curriculum-center/for-students.

Academic Year Full-Time Students

MPH-45 students are required to complete a minimum of 45 credits in a one-year program. Therefore, students are generally advised to register for approximately 22.5–25 credits per semester.

Academic Year Part-Time Students

Part-time students in the MPH-45 program typically complete the degree over two to three years (maximum of three years). Part-time students should prioritize required courses during their first year.

- International students who are on a student visa may not be part-time. If you have questions regarding your student visa, please speak with the Harvard International Office (HIO) (elizabeth_capuano@harvard.edu) and with the *Registrar's Office*.

Summer-Focused Students

Summer-focused students in the MPH-45 program typically complete the degree in 2 ½-3 summers (maximum of three summers). Summer-focused students who take online courses and/or Winter Session courses may be able to reduce their time to degree to two summers, but this is not guaranteed. Note that this does not result in a reduction in tuition.

MASTER OF PUBLIC HEALTH: PROGRAM OVERVIEW

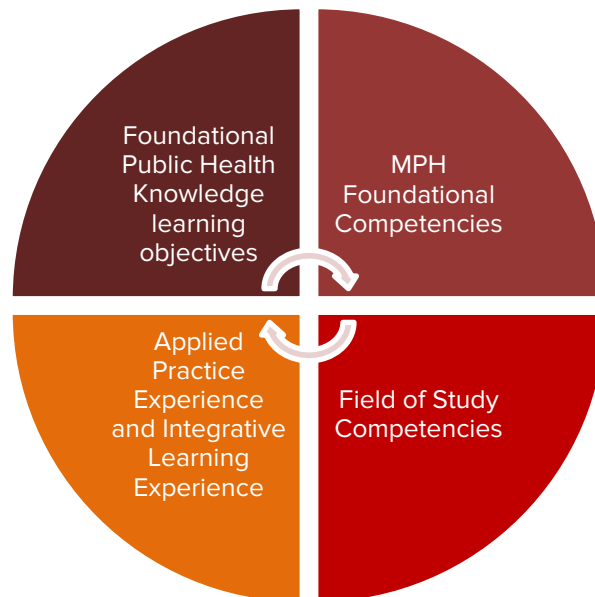
The MPH degree is the most widely recognized professional credential for leadership in public health. The MPH curriculum emphasizes active, student-directed learning, problem solving, and the acquisition of skills essential to the practice of public health. The program is organized around the Foundational Public Health Knowledge learning objectives, the MPH Foundational Competencies, the MPH Concentration Competencies, the Applied Practice Experience, and the Integrative Learning Experience laid out by the Council on Education for Public Health (CEPH). Students pursue a career-oriented field of study. Each field of study has defined five distinct competencies that enhance the 12 Foundational Public Health Knowledge learning objectives and the 22 MPH Foundational Competencies.

HARVARD CHAN'S COMPETENCY AND APPLICATION-BASED MPH CURRICULUM

The MPH public health core curriculum is developed in accordance with the Council on Education for Public Health's 12 Foundational Public Health Knowledge learning objectives and 22 MPH Foundational Competencies required of all students receiving an MPH degree at accredited institutions. To learn more, visit hsph.me/mph-competencies.

The Foundational Public Health Knowledge learning objectives and the MPH Foundational Competencies are primarily met through the Harvard Chan MPH public health core curriculum, the Applied Practice Experience, and the Integrative Learning Experience.

The Harvard Chan MPH Degree



CLINICAL EFFECTIVENESS FIELD OF STUDY OVERVIEW

The **Clinical Effectiveness (CLE) field of study** is focused on identifying the most appropriate, ethical, and cost-effective means of providing health care through prevention, early detection, and treatment. With this focus, the field of study is designed to provide the analytical and quantitative training necessary to evaluate the impact of clinical practices, decisions, and interventions. Major areas of professional interest within this field include clinical epidemiology and biostatistics, cost-effectiveness analysis, medical decision analysis, health services research, quality improvement in health care, and measurement of health-related quality of life. Along with the broad perspective on general aspects of public health that the program offers, this training provides a basis for identifying the health policy implications and public health benefits of clinical investigations. The field of study prepares students for clinical research responsibilities and for leadership roles in evaluating and improving all aspects of health care delivery. Most graduates hold positions in academic medicine. *Limited to clinicians who enroll initially in the [Program in Clinical Effectiveness](#).*

CURRICULUM

The curriculum for the Clinical Effectiveness field of study consists of the required MPH public health core curriculum; introductory courses in clinical epidemiology and biostatistics, which students take during the Program in Clinical Effectiveness; advanced coursework in relevant areas, such as epidemiology and biostatistics, health services research, quality improvement, and decision sciences; and elective courses. Students must also complete an approved Applied Practice Experience and an Integrative Learning Experience.

FIELD OF STUDY COMPETENCIES

- Critically evaluate and apply principles of epidemiologic methods, including exposure and outcome measures, measures of association, bias and confounding, and study design options.
- Demonstrate the ability to critically evaluate and apply appropriate biostatistical techniques for data arising from evaluation of public health problems (e.g., including basic probability theory and common distributions, effect measure estimation, continuous and categorical data analysis, parametric and non-parametric hypothesis tests, confidence intervals and p-values, correlation and basic regression techniques, and power/sample size calculations).
- Conduct and interpret results from regression analyses used to examine the effectiveness of clinical decisions and interventions.
- Formulate a clinical research question and develop a proposal for a study to address this question.
- Summarize and critically evaluate the methods and results of studies designed to examine the effectiveness of clinical decisions and interventions.

NAVIGATING YOUR FIELD OF STUDY

This guide provides detailed information for the Clinical Effectiveness field of study, including the policies and processes for all CLE students, as well as those only applicable to academic year or summer-focused CLE students. This guide also includes an **overview**, the field of study **competencies**, and the field of study **curriculum** that is designed to help students achieve those competencies.

Supplements to the MPH Curriculum Guide provides additional details on **required**, **recommended**, and/or **suggested elective courses** for some fields of study.

ADVISING

Your assigned academic advisor can be found in [my.harvard](#). Students are encouraged to carefully review the field of study requirements and consult with their faculty advisor to choose elective courses best suited to their needs. Students, with advisor oversight, can identify graduate-level elective courses across the University, and at MIT and Tufts, that meet their career goals and allow them to take full advantage of being at Harvard. Academic advisors review proposed cross-registered courses to ensure they align with the public health career goals of students. (Please note that summer-focused CLE students are not permitted to cross-register.)

Additionally, the MPH-OEP Office is a good resource for questions regarding the MPH public health core curriculum and graduation. Faculty advisors, field of study leaders, departmental faculty with specific areas of expertise, and academic administrators can all serve as advisors in unofficial capacities too. For more resources on planning your program, visit hsph.me/navigating-your-field-of-study.

INTERDISCIPLINARY CONCENTRATIONS

To learn more, visit hsph.me/interdisciplinary-concentrations (only open to academic year students).

TRACKING YOUR DEGREE PROGRESS

The MPH-OEP Office offers [degree audit sheets](#) for the Clinical Effectiveness field of study.

GRADUATION

Completion of the MPH public health core curriculum and field of study requirements for the MPH degree is monitored by the MPH-OEP Office. It is the student's responsibility to proactively reach out to the MPH-OEP Office, field of study leader, and/or academic administrator(s) if any concerns arise.

CLINICAL EFFECTIVENESS DEGREE REQUIREMENTS

DEGREE REQUIREMENTS FOR ALL CLE STUDENTS

- **45 credits** minimum
 - Minimum of **32.5 ordinal credits**
 - No more than **12.5 pass/fail credits** (some required courses and all independent studies are P/F only)
- Successful completion of all courses required by your field of study
- Applied Practice Experience
- Integrative Learning Experience
- Cumulative grade point average of at least 2.7

PROGRAM POLICIES FOR ACADEMIC-YEAR CLE STUDENTS

- Can take a maximum of **27.5 credits** in fall and spring semesters
- Can take a maximum of **15 credits** in summer term
- Limited to a maximum of **3.75 credits of online elective courses** (see p.25) in any semester with a maximum of **10 credits of online elective courses overall**
 - The required MPH core courses of ID 100 and MPH 101 – MPH 106 (6.25 credits total) do NOT count towards the MPH program's online elective credit limits outlined above
- All full-time MPH students are expected to participate in a **Winter Session** activity that furthers their educational goals and is approved by the MPH-OEP Office. Any credits taken during Winter Session count towards your spring semester credit totals. To learn more, visit hsph.me/mpw-winter-session

PROGRAM POLICIES FOR SUMMER-FOCUSED CLE STUDENTS

- Can take a maximum of **15 credits** in summer term, including credits from EPI 947U
- Limited to a maximum of **5 credits of online elective courses** (see p.25) in any semester with a maximum of **10 credits from of online elective courses overall**
 - The required MPH core courses of ID 100 and MPH 101 – MPH 106 (6.25 credits total) do NOT count towards the MPH program's online elective credit limits outlined above.
- Can take up to **5 credits** of Winter Session coursework per term (hsph.me/mpw-winter-session)
- Registering for only practicum credits (EPI 947U) in summer term:
 - **Summer-focused degree students are required to enroll in on-campus courses during the summer term.** If a student wants to enroll in EPI 947U and no other on-campus courses, they may do so if the student is in their final semester, and this is the last remaining degree requirement. Students will be required to submit the [Final Summer Practicum Intent Form](#) to the Registrar's Office before the add/drop deadline for the applicable summer term.
 - If a student is not able to enroll in on-campus courses during the summer term and does not meet the criteria above, they will be required to submit a [Leave of Absence Petition](#).

MPH-45 CLINICAL EFFECTIVENESS – ACADEMIC YEAR CURRICULUM



MPH PUBLIC HEALTH CORE CURRICULUM

The MPH public health core curriculum is comprised of:

- **Biostatistics and Epidemiology Core** course(s);
- **ID 100: *Foundations for Public Health***, a school-wide, pre-matriculation course that provides foundational public health knowledge;
- **MPH 101–MPH 106**, six courses that cover other foundational public health competencies.

Full-time MPH-45 students are expected to complete the MPH public health core curriculum by the end of the fall semester. Part-time MPH students are strongly encouraged to complete the MPH public health core curriculum in their first year to ensure early grounding in the foundational principles of public health. No waivers or substitutions will be allowed for MPH 101–MPH 106.

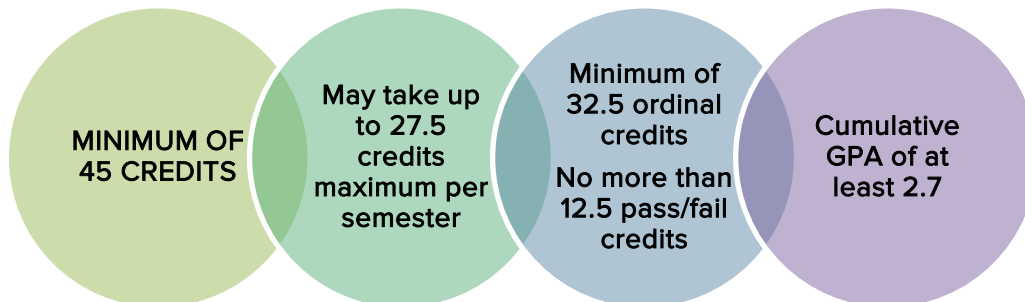
ACADEMIC YEAR CLINICAL EFFECTIVENESS CORE REQUIREMENTS			
Course Number	Title	Semester	Credits
Biostatistics and Epidemiology Core (10 credits)			
BST 206	Introductory Statistics for Medical Research	Summer 1	2.5
BST 207	Statistics for Medical Research II	Summer 2	2.5
EPI 208	Introduction to Clinical Epidemiology	Summer	5.0

Course Number	Title	Semester	Credits	Course Format/Notes
MPH Public Health Core (6.25 credits)				
<i>ID 100 is required of all Harvard Chan students. While students will complete ID100 via Canvas in summer, each student will still need to formally enroll in the course via my.harvard during the fall enrollment period.</i>				
ID 100	Foundations for Public Health	Summer into Fall 1	1.0 (Pass/Fail Only)	Asynchronous, self-paced online course. Takes approx. 10–12 hours total and must be completed by Sunday, August 20, 2023 .
<i>Academic year CLE students have some flexibility when choosing which terms to complete the MPH 101–MPH 104 core courses; see options below.</i>				
<i>Full-time academic year CLE students must enroll in either section 1 or 2 of the fall offerings of MPH 102, MPH 103, and MPH 104 since those sections involve an in-person component.</i>				
MPH 101	Qualitative Methods for Public Health: A Brief Introduction	Summer <i>or</i> Fall 2	0.25 (Pass/Fail Only)	Asynchronous online course with set deadlines for each module. Takes approx. 8–10 hours total. Must be completed in first year of program.
MPH 102	Health Systems	Summer <i>or</i> Fall 1 <i>or</i> Winter Session	1.25	Fall: Hybrid course format consisting of asynchronous online content and required in-person sessions. A fully online and asynchronous section (Section 3) is available to part-time, MPH-45 students. Summer & Winter: Online and asynchronous course format with set deadlines for each module
MPH 103	Leadership and Communication	Summer <i>or</i> Fall 2 <i>or</i> Winter Session	1.25	
MPH 104	Social, Behavioral, and Structural Determinants of Health	Summer <i>or</i> Fall 1 <i>or</i> Winter Session	1.25	
MPH 105	Public Health Policy and Politics	Fall 2	1.25	Synchronous online course that meets weekly.
MPH 106A/B	Intersectoral Perspectives in Public Health	Fall + Spring 1 <i>or</i> Spring + Fall 1	0	Asynchronous, self-paced online course with two parts. MPH 106A is full-term and offered in Fall and Spring, followed by MPH 106B in the subsequent Spring 1 or Fall 1.

ACADEMIC YEAR CLINICAL EFFECTIVENESS FIELD OF STUDY REQUIREMENTS

Course Number	Title	Semester	Credits
Regression (2.5–5 credits) <i>Choose <u>one</u> of the approved courses below.</i>			
BST 210	Applied Regression Analysis	Fall or Spring	5.0
BST 213	Applied Regression for Clinical Research	Fall	5.0
BST 215	Linear and Longitudinal Regression	Summer 2 or Spring (ONLINE)	2.5
EPI 236	Analytical Clinical Epidemiology	Summer 1	5.0
Upper-Level CLE Coursework (5 credits) <i>Upper-level CLE courses are defined as any courses beyond the introductory level that provide students with analytic and/or quantitative skills for evaluating clinical/public health issues.</i>			
Varies	Take 5 credits from the list of approved courses (hsph.me/CLE-upper-level).		5.0
Applied Practice Experience and Integrative Learning Experience (2.5 credits) <i>Two semesters required (Fall and Spring). Part-time students (completing the degree in 2-3 years) should take EPI 946 in Fall and Spring of their second year.</i>			
EPI 946F	Applied Practice Experience and Integrative Learning Experience for CLE (Academic Year)	Fall	1.25
EPI 946S		Spring	1.25
ELECTIVES (16.25–18.75 credits) <i>To view a sample list of cross-registration electives, visit hsph.me/mph-cross-reg</i>			
			TOTAL 45 CREDITS

Important Program Reminders



APPLIED PRACTICE EXPERIENCE AND INTEGRATIVE LEARNING EXPERIENCE

Each field of study in the MPH program requires 1) an **Applied Practice Experience (APE)** (“Practicum”), and 2) an **Integrative Learning Experience (ILE)**, which are components of a practice course or seminar course for each field of study. All MPH students at accredited Schools of Public Health in the U.S. must complete these two degree requirements.

EPI 946 satisfies the Applied Practice Experience and the Integrative Learning Experience that is required for academic-year Clinical Effectiveness students. Students are required to register for and attend two semesters of EPI 946. During one of the two semesters, they will give a formal presentation about their practicum project; during the other, they will write critiques of two other students’ presentations. Part-time students (completing the degree in 2-3 years) should take this in Fall and Spring of their second year; full-time students (completing the degree in 1 year) must take it in Fall and Spring of their first year.

Applied Practice Experience

Detailed information about the Applied Practice Experience is posted on the [MPH in Clinical Effectiveness – Practicum](#) site.

The APE is an opportunity to apply MPH competencies to a real-world public health problem or issue that is salient to a health care or public health organization and to produce work that is of value to the organization.

For Clinical Effectiveness students, the Applied Practice Experience, referred to as the practicum, typically will involve conducting an applied research project that is quantitative and analytic (i.e., not purely descriptive.) The project may include aspects of biostatistics, epidemiology, decision sciences, or other quantitative aspects of public health. Students are required to submit two Applied Practice Experience products from their practicum work during EPI 946, demonstrating a total of five competencies (three foundational and two field of study-specific competencies).

Students may develop their projects using data from their home institutions, from mentors/collaborators at other institutions, from publicly available databases, or from other sources. In some cases, students may collect their own data (e.g., by developing and administering a survey), although primary data collection is not a requirement.

During EPI 946, students will submit a Learning Agreement, a brief outline of the proposed project. Full-time students should identify their practicum topic by early October. Part-time students who are completing the degree in two or more academic years should identify their topic by the end of their first year. Students usually identify their own topics, but anyone who is unsure of an appropriate topic should meet with the CLE field of study leader early in their program. The CLE field of study leader must approve the practicum topic and the Learning Agreement.

Integrative Learning Experience

The Integrative Learning Experience (ILE) is a culminating experience that requires students to integrate and synthesize specific MPH foundational and field of study

competencies that are gained in coursework and other parts of the MPH program. To meet the ILE requirement, students typically write a paper in the form of a manuscript suitable for publication, a grant proposal, or a technical report, which integrates knowledge gained from the project with other key competencies learned during the program.

For More Details

Prior CLE practice sites and recent project abstracts: hsph.me/mph-prior-practice
MPH in Clinical Effectiveness – Practicum website: hsph.me/CLE-practicum

SAMPLE SCHEDULE FOR MPH-45 IN CLINICAL EFFECTIVENESS (ACADEMIC YEAR)

Full-Time Schedule

SUMMER (Program in Clinical Effectiveness)		
Students who have previously completed PCE will have those credits automatically transferred to their degree program.		
BST 206	Introductory Statistics for Medical Research	2.5cr
BST 207	Statistics for Medical Research II	2.5cr
EPI 208	Introduction to Clinical Epidemiology	5.0cr
Varies	2 PCE electives	5.0cr
Total Credits	15 credits	

FALL			WINTER	SPRING			END OF PROGRAM = 45 credits
ID100	Foundations for Public Health (pre-matriculation coursework begins online in summer)	1.0cr		MPH 106B	Intersectoral Perspectives in Public Health	0cr	
				EPI 946S	Applied Practice Experience and Integrative Learning Experience for CLE (AY)	1.25cr	
MPH 101	Qualitative Methods for Public Health	0.25cr		Varies	Upper-level CLE course	2.5cr	
MPH 102	Health Systems	1.25cr		Varies	Electives	8.75cr	
MPH 103	Leadership and Communication	1.25cr					
MPH 104	Social, Behavioral, and Structural Determinants of Health	1.25cr					
MPH 105	Public Health Policy and Politics	1.25cr					
MPH 106A	Intersectoral Perspectives on Public Health	0cr					
Varies	Regression Requirement	5.0cr					
EPI 946F	Applied Practice Experience and Integrative Learning Experience for CLE (AY)	1.25cr					
Varies	Upper-level CLE course	2.5					
Work on Practicum (identify topic by early October 2023)							
Total Credits	15 credits			Total Credits	15 credits		

Part-Time Schedule

Year One

SUMMER (Program in Clinical Effectiveness)		
Students who have previously completed PCE will have those credits automatically transferred to their degree program.		
BST 206	Introductory Statistics for Medical Research	2.5cr
BST 207	Statistics for Medical Research II	2.5cr
EPI 208	Introduction to Clinical Epidemiology	5.0cr
Varies	2 PCE electives	5.0cr
Total Credits	15 credits	

FALL			Winter			SPRING		
ID100	Foundations for Public Health (pre-matriculation coursework begins online in summer)	1.0cr	MPH 104	Social, Behavioral, and Structural Determinants of Health	1.25cr	Varies	Electives	3.75cr
MPH 101	Qualitative Methods for Public Health	0.25cr				Varies	Upper-Level CLE course	2.5cr
MPH 105	Public Health Policy and Politics	1.25cr						
Varies	Regression Requirement	5.0cr						
Total Credits	7.5 credits		Total Credits	1.25 credits		Total Credits	6.25 credits	

Year Two

SUMMER		
MPH 102	Health Systems	1.25
Total Credits	1.25 credits	

FALL			Winter	SPRING		
MPH 103	Leadership and Communication	1.25cr		EPI 946S	Applied Practice Experience & Integrative Learning Experience for Clinical Effectiveness (AY)	1.25cr
MPH 106A	Intersectoral Perspectives in Public Health	0cr		MPH 106B	Intersectoral Perspectives in Public Health	0cr
EPI 946F	Applied Practice Experience & Integrative Learning Experience for Clinical Effectiveness (AY)	1.25cr		Varies	Electives	3.75cr
Varies	Upper-level CLE courses	2.5cr		work on practicum		
Varies	Electives	2.5cr				
Total Credits	7.5 credits		Total Credits	7.5 credits		

MPH-45 CLINICAL EFFECTIVENESS – SUMMER-FOCUSED CURRICULUM



MPH PUBLIC HEALTH CORE CURRICULUM

The MPH public health core curriculum is comprised of:

- **Biostatistics and Epidemiology Core** course(s);
- **ID 100: *Foundations for Public Health***, a school-wide, pre-matriculation course that provides foundational public health knowledge;
- **MPH 101–MPH 106**, six courses that cover other foundational public health competencies.

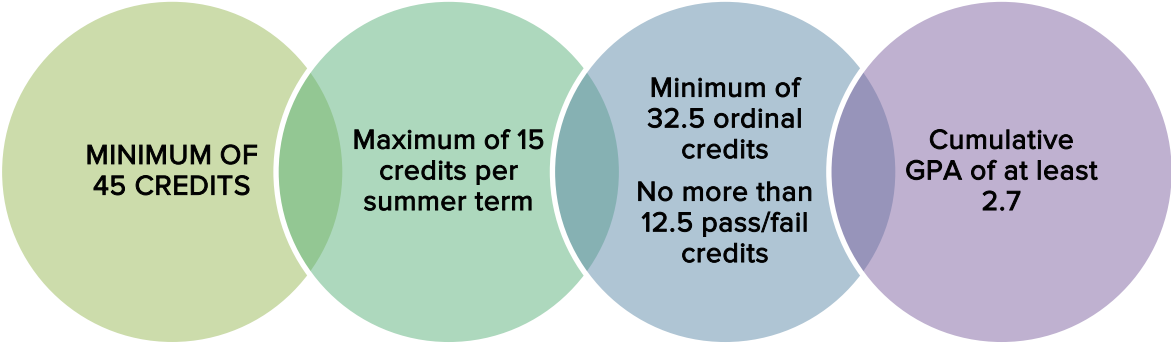
Summer-focused CLE students have some flexibility when choosing which terms to complete MPH 101–MPH 105 (see table on next page). No waivers or substitutions will be allowed for MPH 101–MPH 106.

SUMMER-FOCUSED CLINICAL EFFECTIVENESS CORE REQUIREMENTS			
Course Number	Title	Semester	Credits
Biostatistics and Epidemiology Core (10 credits)			
BST 206	Introductory Statistics for Medical Research	Summer 1	2.5
BST 207	Statistics for Medical Research ii	Summer 2	2.5
EPI 208	Introduction to Clinical Epidemiology	Summer	5.0

Course Number	Title	Semester	Credits	Course Format/Notes
MPH Public Health Core (6.25 credits)				
<i>ID 100 is required of all Harvard Chan students. While students will complete ID100 via Canvas in summer, each student will still need to formally enroll in the course via my.harvard during the fall enrollment period.</i>				
ID 100	Foundations for Public Health	Summer into Fall 1	1.0 (Pass/Fail Only)	Asynchronous, self-paced, online course. Takes approx. 10–12 hours total and must be completed by Sunday, August 20, 2023.
MPH 101	Qualitative Methods for Public Health: A Brief Introduction	Summer <i>or</i> Fall 2	0.25 (Pass/Fail Only)	Asynchronous online course with set deadlines for each module. Takes approx. 8–10 hours total. Must be completed in first year of program.
MPH 102	Health Systems	Summer <i>or</i> Fall 1 <i>or</i> Winter Session	1.25	Asynchronous online course with set deadlines for each module. If taking MPH 102, 103, 104 in the fall semester, summer-students must enroll in the fully online Section 3.
MPH 103	Leadership and Communication	Summer <i>or</i> Fall 2 <i>or</i> Winter Session	1.25	
MPH 104	Social, Behavioral, and Structural Determinants of Health	Summer <i>or</i> Fall 1 <i>or</i> Winter Session	1.25	
MPH 105	Public Health Policy and Politics	Fall 2	1.25	Synchronous online course that meets weekly
MPH 106A/B	Intersectoral Perspectives in Public Health	Fall + Spring 1 (Year 2)	0	Asynchronous, self-paced, online course with two parts. MPH 106A is full-term and offered in Fall and Spring, followed by MPH 106B in the subsequent Spring 1 or Fall 1. Part A must be completed prior to the 1st semester of EPI 947.

SUMMER-FOCUSED CLINICAL EFFECTIVENESS FIELD OF STUDY REQUIREMENTS			
Course Number	Title	Semester	Credits
Regression (2.5–5 credits) <i>Choose one of the approved courses below.</i>			
BST 215	Linear and Longitudinal Regression	Summer 2 or Spring (ONLINE)	2.5
EPI 236	Analytical Clinical Epidemiology	Summer 1	5.0
Upper-Level CLE Coursework (5 credits) <i>Highly recommended (but not required) for summer-focused CLE.</i>			
Varies	Take 5 credits from the list of approved courses (hsph.me/CLE-upper-level).		5.0
Applied Practice Experience and Integrative Learning Experience (5 credits)			
EPI 947S EPI 947U	Applied Practice Experience and Integrative Learning Experience for CLE (Summer-Focused)	Spring Summer	2.5 2.5
ELECTIVES (13.75–21.25 credits)			
			TOTAL 45 CREDITS

Important Program Reminders



APPLIED PRACTICE EXPERIENCE AND INTEGRATIVE LEARNING EXPERIENCE

Each field of study in the MPH program requires 1) an **Applied Practice Experience (APE)** (“Practicum”), and 2) an **Integrative Learning Experience (ILE)**, which are components of a practice course or seminar course for each field of study. All MPH students at accredited Schools of Public Health in the U.S. must complete these two degree requirements.

EPI 947 satisfies the Applied Practice Experience and the Integrative Learning Experience that is required for summer-focused Clinical Effectiveness students. Students are required to enroll in two semesters of EPI 947, typically during their last spring (EPI 947S) and summer semesters (EPI 947U). The spring course (EPI 947S) is fully asynchronous and only includes assignments related to the practicum. In summer (EPI 947U), students will give a formal presentation of their practicum projects and complete their ILE.

Applied Practice Experience

Detailed information about the applied practice experience is posted on the [MPH in Clinical Effectiveness – Practicum](#) site.

The APE is an opportunity to apply MPH competencies to a real-world public health problem or issue that is salient to a health care or public health organization and to produce work that is of value to the organization.

For Clinical Effectiveness students, the Applied Practice Experience, referred to as the practicum, typically will involve conducting an applied research project that is quantitative and analytic (i.e., not purely descriptive.) The project may include aspects of biostatistics, epidemiology, decision sciences, or other quantitative aspects of public health. Students are required to submit two Applied Practice Experience products from their practicum work during EPI 947, demonstrating a total of five competencies (three foundational and two field of study-specific competencies).

Summer-focused CLE students develop a practicum at their home institution under the supervision of a local mentor and a member of the faculty at Harvard. Students can approach a Harvard faculty member to be their mentor, or they can ask the CLE field of study leader if they need help identifying a faculty member to serve as a mentor.

By the end of their second summer, prior to beginning their practicum, students will submit a Learning Agreement, a brief outline of the proposed project. Students who are trying to complete their degree in less than three summers will need to do this earlier and should meet with the CLE field of study leader early in the program to discuss this. The CLE field of study leader must approve the practicum topic and the Learning Agreement.

Integrative Learning Experience

The Integrative Learning Experience (ILE) is a culminating experience that requires students to integrate and synthesize specific MPH foundational and field of study competencies that are gained in coursework and other parts of the MPH program. To meet the ILE requirement, students typically write a paper in the form of a manuscript suitable for publication, a grant proposal, or a technical report, which integrates

knowledge gained from the project with other key competencies learned during the program.

For More Details

Prior CLE practice sites and recent project abstracts: hsph.me/mph-prior-practice
MPH in Clinical Effectiveness – Practicum website: hsph.me/CLE-practicum

Sample Schedules for MPH-45 in Clinical Effectiveness (Summer-Focused)

YEAR ONE

SUMMER (Program in Clinical Effectiveness)		
Students who have previously completed PCE will have those credits automatically transferred to their degree program.		
BST 206	Introductory Statistics for Medical Research	2.5cr
BST 207	Statistics for Medical Research II	2.5cr
EPI 208	Introduction to Clinical Epidemiology	5.0cr
Varies	2 PCE electives	5.0cr
Total Credits	15 credits	

FALL			Winter			SPRING		
ID100	Foundations for Public Health (<i>pre-matriculation coursework begins online in summer</i>)	1.0cr	MPH 104	Social, Behavioral, and Structural Determinants of Health	1.25cr			
MPH 101	Qualitative Methods for Public Health	0.25cr						
MPH 105	Public Health Policy and Politics	1.25						
Total Credits	2.5 credits		Total Credits	1.25 credits				

YEAR TWO

SUMMER		
MPH 102	Health Systems	1.25cr
Varies	Regression Requirement	2.5 – 5.0cr
Varies	2 Upper-level CLE course	5cr
Varies	Elective courses	3.75 – 6.25cr
Total Credits	15 credits	

FALL			WINTER		SPRING	
MPH 103	Leadership and Communication	1.25cr		EPI 947S	Applied Practice Experience & Integrative Learning Experience for CLE (Summer Focused)	2.5cr
MPH 106A	Intersectoral Perspectives in Public Health	0cr		MPH 106B	Intersectoral Perspectives in Public Health	0cr
Work on Practicum						
Total Credits	1.25 credits			2.5 credits		

YEAR THREE

SUMMER			END OF PROGRAM = 45 credits
EPI 947U	Applied Practice Experience & Integrative Learning Experience for CLE (Summer Focused)	2.5cr	
Varies	Elective Courses	5cr	
Total Credits	7.5 credits		

ONLINE ELECTIVE COURSES

MPH-45 CLE students may enroll in the following online elective courses on a space-available basis. The courses listed below are part of the Harvard Chan School’s hybrid MPH in Epidemiology (MPH-EPI) and fully online MPH Generalist (MPH-GEN) programs. Priority enrollment goes to MPH-EPI and MPH-GEN students

See p.9 for the MPH program’s policy on online credits for residential and summer-focused MPH students.

ONLINE ELECTIVE COURSE OPTIONS			
Course Number	Title	Credits	Semester
Fall Options			
EPI 526	Analysis of Publicly Available Databases for Epidemiologic and Health Services Research	2.5	Fall
EPI 527	Design and Conduct of Trials in Preventive Medicine	2.5	Fall
EPI 528	Systematic Review and Meta-Analysis	2.5	Fall
EPI 529	Applications of Epidemiology	1.25	Fall
HPM 559	Introduction to Qualitative Research Methods for Public Health	2.5	Fall
ID 224	Survey Research Methods for Public Health	2.5	Fall
ID 255	Public Health Leadership: Personal Mastery	1.25	Fall 2
ID 276	Introduction to Nutrition Science	2.5	Fall
ID 514	Organizational Behavior (Only CLE summer-focused students may petition to enroll. Not available to residential students.)	2.5	Fall 1
Spring Options			
BST 215	Linear and Longitudinal Regression	2.5	Spring
EPI 529	Applications of Epidemiology	1.25	Spring
HPM 506	Practical Scientific Methods for Improving Health and Health Care	2.5	Spring
RDS 202	Decision Science for Public Health	2.5	Spring
ID 273	Innovation and Entrepreneurship in Healthcare	2.5	Spring 1
ID 218	Financial Transactions and Analysis	2.5	Spring 1