




HARVARD
T.H. CHAN

SCHOOL OF PUBLIC HEALTH
Powerful ideas for a healthier world



2023-2024

MPH Curriculum Guide

HEALTH MANAGEMENT
HEALTH POLICY
HEALTH & SOCIAL BEHAVIOR
NUTRITION

65-Credit Program
(On-Campus)

TABLE OF CONTENTS

<i>MPH LEADERSHIP AND ADMINISTRATION</i>	<i>1</i>
<i>HARVARD CHAN ESSENTIAL RESOURCES FOR STUDENTS</i>	<i>2</i>
<i>DEGREE REQUIREMENTS AND PROGRAM POLICIES</i>	<i>3</i>
<i>MASTER OF PUBLIC HEALTH: PROGRAM OVERVIEW</i>	<i>6</i>
<i>MPH PUBLIC HEALTH CORE CURRICULUM</i>	<i>7</i>
<i>APPLIED PRACTICE EXPERIENCE AND INTEGRATIVE LEARNING EXPERIENCE</i>	<i>10</i>
<i>FIELD OF STUDY CURRICULA</i>	<i>12</i>
<i>FIELD OF STUDY: HEALTH MANAGEMENT</i>	<i>13</i>
<i>FIELD OF STUDY: HEALTH POLICY</i>	<i>18</i>
<i>FIELD OF STUDY: HEALTH AND SOCIAL BEHAVIOR</i>	<i>23</i>
<i>FIELD OF STUDY: NUTRITION</i>	<i>27</i>
<i>ONLINE ELECTIVE COURSES</i>	<i>31</i>

While every effort has been made to ensure that the information contained in this guide is accurate at the time of publication, the Harvard T.H. Chan School of Public Health reserves the right to make changes, at any time, regarding the curriculum, degree requirements, course offerings, policies, or any other information contained herein. This version of the MPH-65 Curriculum Guide (published on July 31, 2023) only pertains to students matriculating in Fall 2023.

MPH LEADERSHIP AND ADMINISTRATION

The master of public health program is a school-wide degree program governed by the [MPH Steering Committee](#) and supported by the [Office of Educational Programs](#) and the academic department(s) related to each of the fields of study.

MPH PROGRAM LEADERSHIP AND ADMINISTRATION – OFFICE OF EDUCATIONAL PROGRAMS		
Murray Mittleman	Faculty Director, MPH Program	mmittlem@hsph.harvard.edu Kresge 505
Anne Occhipinti	Assistant Dean for Professional Education	aocchipi@hsph.harvard.edu Kresge G-29
Emily Davies	Assistant Director, MPH Program	edavies@hsph.harvard.edu
Megan Kerin	Academic Program Manager	mkerin@hsph.harvard.edu
Ying-Ju Lai	Educational Programs Project Manager	ylai@hsph.harvard.edu
Stephanie Lemoine	Assistant Director, MPH-EPI Program	slemoine@hsph.harvard.edu
Tracy Morgan	MPH Program Assistant	tamorgan@hsph.harvard.edu
Elizabeth Rowell	Educational Programs Coordinator, MPH-EPI Program	erowell@hsph.harvard.edu
Nkwanzi Sabiti	Senior MPH Program Coordinator	nsabiti@hsph.harvard.edu
MPH-65 FIELD OF STUDY LEADERSHIP AND ADMINISTRATION		
	Field of Study Leader	Academic Administrator(s)
Health Management (HM)	Bonnie Blanchfield bblanchfield@hsph.harvard.edu	Jennifer Moltoni jmoltoni@hsph.harvard.edu
Health Policy (HP)	Nancy Turnbull nturnbul@hsph.harvard.edu	Doug Scaffidi dscaffidi@hsph.harvard.edu
Health & Social Behavior (HSB)	Alan Geller ageller@hsph.harvard.edu	Teresa Bellone tbellone@hsph.harvard.edu Whitney Waddell wwaddell@hsph.harvard.edu
Nutrition (NUT)	Christopher Golden golden@hsph.harvard.edu	Stefanie Dean sdean@hsph.harvard.edu

HARVARD CHAN ESSENTIAL RESOURCES FOR STUDENTS

MPH PROGRAM OFFICE – OFFICE OF EDUCATIONAL PROGRAMS (MPH-OEP)

hsph.me/mp-program-team ♦ mph@hsph.harvard.edu ♦ 617-432-0090

677 Huntington Avenue, Kresge G-29
Boston, MA 02115

- Signature for General Petitions and other *forms*):
Emily Davies, Kresge G-29 or mph@hsph.harvard.edu
- MPH Public Health Core Contact: Ying-Ju Lai [ylai@hsph.harvard.edu](mailto:yjai@hsph.harvard.edu)
- ID 100 Waivers: ID100@hsph.harvard.edu
- ID 201 Waivers: *Waiver of Core Courses Form*
- Field of Study Waiver and Substitution Requests: MPH-OEP
(mph@hsph.harvard.edu), Field of Study Leader, and Academic Administrator(s)

REGISTRAR'S OFFICE

hsph.me/registrar ♦ Kresge G-4 Suite ♦ registrar@hsph.harvard.edu ♦ 617-432-1032

- Academic Calendar: hsph.me/academic-calendar
- Harvard Course Catalog: <https://courses.harvard.edu>
- Student Handbook: hsph.me/student-handbook
- Student Knowledge Center: hsph.me/knowledge-center (information about course enrollment, cross-registration, etc.)

OFFICE OF CAREER & PROFESSIONAL DEVELOPMENT

hsph.me/careers ♦ Kresge G-4 Suite ♦ careers@hsph.harvard.edu

OFFICE OF DIVERSITY & INCLUSION

hsph.me/diversity ♦ Kresge G-4 Suite ♦ odi@hsph.harvard.edu

OFFICE OF FINANCIAL AID

hsph.me/fin-aid-office ♦ Kresge G-4 Suite ♦ financialaid@hsph.harvard.edu

OFFICE OF REGULATORY AFFAIRS & RESEARCH COMPLIANCE

Visit hsph.me/HLC_IRB for Institutional Review Board (IRB) guidance

OFFICE FOR STUDENT AFFAIRS

hsph.me/student-affairs ♦ Kresge G-4 Suite ♦ studentaffairs@hsph.harvard.edu

- Housing Resources: hsph.me/housing
- Student Support Services: hsph.me/support-services

OFFICE OF DEVELOPMENT ALUMNI RELATIONS

<https://hsph.me/alumni-relations> ♦ 90 Smith Street, Fourth Floor ♦ alumni@hsph.harvard.edu

DEGREE REQUIREMENTS AND PROGRAM POLICIES

DEGREE REQUIREMENTS

All MPH-65 students must fulfill the following requirements:

- **65 credits** minimum
 - Minimum of **47.5 ordinal credits**
 - No more than **17.5 pass/fail credits** (some required courses and all independent studies are P/F only)
- Successful completion of all courses required by your field of study
- Applied Practice Experience
- Integrative Learning Experience
- Cumulative grade point average of at least 2.7

PROGRAM POLICIES FOR MPH-65 STUDENTS

Below are the main program policies that apply to all MPH-65 students:

- Can take a maximum of **27.5 credits** in fall and spring semesters
- Limited to a maximum of **3.75 credits of online elective courses** (see p. 31) in any semester with a maximum of **10 credits of online elective courses overall**
 - The required MPH Core courses (ID 100, MPH 101 – MPH 105) do NOT count towards the MPH program's online elective credit limits outlined above
- All full-time MPH students are expected to participate in a **Winter Session** activity that furthers their educational goals and is approved by the MPH-OEP Office. Any credits taken during Winter Session count towards your spring semester credit totals. To learn more, visit hsph.me/mph-winter-session

ACADEMIC DEADLINES & HARVARD EMAIL

Students are responsible for knowing and meeting all deadlines and regularly reading their Harvard email. The School's *academic calendar* is posted on the Registrar's Office website.

IMPORTANT ENROLLMENT POLICY FOR INTERNATIONAL STUDENTS

International students who are on a student visa must enroll in a minimum of 15 credits per semester, including a minimum of 11.25 credits of in-person courses per semester. One way for students to determine their in-person course credits is to look at "instruction mode" in the course listings in the *Harvard Course Catalog*.

TRANSFER CREDITS, WAIVERS, & SUBSTITUTIONS

The Harvard Chan School does not accept transfer credits from other academic institutions. However, students who have taken equivalent graduate level coursework at another institution may petition to waive or substitute a requirement (MPH101-106 cannot be waived.) If a waiver or substitution is approved, the MPH-65 student must still fulfill the 65-credit minimum requirement in order to graduate. Visit the *MPH-OEP Office's website* for more information.

If students want to transfer non-degree credits earned at the Harvard Chan School, they must submit a *Non-Degree Credit Transfer Form*. Students may petition to transfer a maximum of 20 non-degree Harvard Chan credits towards their degree program. To

understand the financial implications of transferring non-degree credits into the degree program, visit the [Non-Degree Transfer Credits](#) page on the Student Billing website.

FIELD OF STUDY CHANGES

For questions about requesting to change your field of study, visit [hsph.me/mph-fos-changes](https://hsph.harvard.edu/hsph/me/mph-fos-changes) or contact the MPH-OEP Office (mph@hsph.harvard.edu).

STUDENT STATUS (FULL-TIME, PART-TIME, & HALF-TIME)

For definitions of full-time, part-time, and half-time status, see the Harvard Chan School *Student Handbook*. Adjusting your student status may affect your student health insurance, billing, graduation date, student loans, grants, scholarships, and/or student visa (if applicable). Therefore, students considering changing their student status may want to contact:

1. MPH-OEP Office – mph@hsph.harvard.edu
2. Registrar's Office – registrar@hsph.harvard.edu
3. Office of Financial Aid – financialaid@hsph.harvard.edu
4. Harvard International Office (Elizabeth Capuano) – elizabeth_capuano@harvard.edu

HARVARD CHAN SEMESTER-BASED SYSTEM

The Harvard Chan School uses a semester-based system. For more information, see [hsph.me/navigating-your-field-of-study](https://hsph.harvard.edu/hsph/me/navigating-your-field-of-study).

ENROLLING IN ONLY ONE SESSION AND/OR ONE CLASS IN A SEMESTER

Students taking only Fall 2 or Spring 2 courses must still enroll in those courses by the Fall 1 or Spring 1 add/drop deadlines, respectively, or otherwise risk being withdrawn from degree candidacy. If a student enrolls in only one course in a semester, the course must be in-person. Winter Session credits count toward the Spring Semester total credit count.

LEAVE OF ABSENCE

Students who are unable to enroll in ANY credits in a specific semester must apply for a leave of absence or risk being withdrawn from degree candidacy. If planning to take a leave, students should contact the MPH-OEP Office. The student will need to complete a [Leave of Absence Petition](#).

BILLING & ENROLLMENT

For questions about tuition or student billing, visit the [Student Billing](#) website . To discuss your student status and implications for credit load minimums and maximums, contact the Registrar's Office (registrar@hsph.harvard.edu). A course materials fee may apply for some courses. Where applicable, a maximum estimated course materials fee can be found in the *Harvard Course Catalog*. Course materials fees are billed following the add/drop period each term and are not included in tuition. *The Curriculum Center's* website include more information on course materials fees.

Full-Time Students

Full-time MPH-65 students are required to complete a minimum of 65 credits in a three-semester program. Students are generally advised to register for approximately 20–25 credits per semester.

Part-Time Students

Part-time MPH-65 students have a maximum of three years (six semesters) to complete the degree. Part-time students should prioritize required courses during their first year.

- International students who are on a student visa may not be part-time. If you have questions regarding your student visa, please speak with the Harvard International Office (HIO) (elizabeth_capuano@harvard.edu) and with the *Registrar's Office*.

MASTER OF PUBLIC HEALTH: PROGRAM OVERVIEW

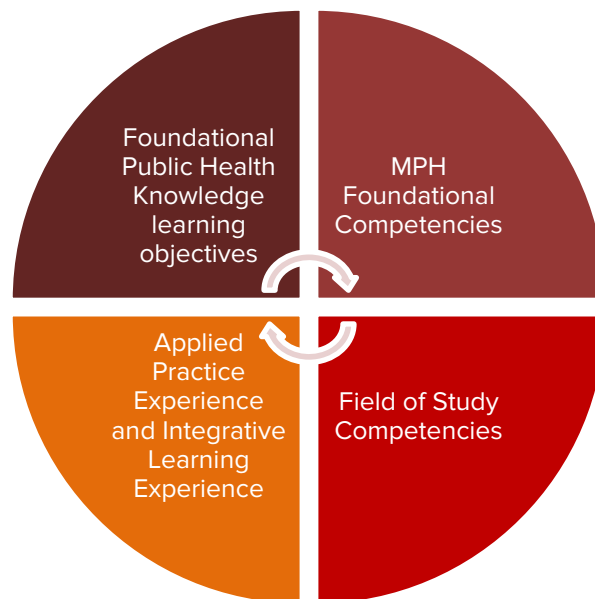
The MPH degree is the most widely recognized professional credential for leadership in public health. The MPH curriculum emphasizes active, student-directed learning, problem solving, and the acquisition of skills essential to the practice of public health. The program is organized around the Foundational Public Health Knowledge learning objectives, the MPH Foundational Competencies, the MPH Concentration Competencies, the Applied Practice Experience, and the Integrative Learning Experience laid out by the Council on Education for Public Health (CEPH). Students pursue a career-oriented field of study. Each field of study has defined five distinct competencies that enhance the 12 Foundational Public Health Knowledge learning objectives and the 22 MPH Foundational Competencies.

HARVARD CHAN'S COMPETENCY AND APPLICATION-BASED MPH CURRICULUM

The MPH public health core curriculum is developed in accordance with the Council on Education for Public Health's 12 Foundational Public Health Knowledge learning objectives and 22 MPH Foundational Competencies required of all students receiving an MPH degree at accredited institutions. To learn more, visit hsph.me/mph-competencies.

The Foundational Public Health Knowledge learning objectives and the MPH Foundational Competencies are primarily met through the Harvard Chan MPH public health core curriculum, the Applied Practice Experience, and the Integrative Learning Experience.

The Harvard Chan MPH Degree



MPH PUBLIC HEALTH CORE CURRICULUM



MPH PUBLIC HEALTH CORE CURRICULUM

The MPH public health core curriculum is comprised of:

- **Biostatistics and Epidemiology Core** course(s);
- **ID 100: *Foundations for Public Health***, a school-wide, pre-matriculation course that provides foundational public health knowledge;
- **MPH 101–MPH 106**, six courses that cover other foundational public health competencies.

Full-time MPH-65 students are expected to complete the MPH public health core curriculum by the end of their first fall semester, except for MPH 106B (see p. 9 for more details.). Part-time MPH students are strongly encouraged to complete the MPH public health core curriculum in their first year to ensure early grounding in the foundational principles of public health.

No waivers or substitutions will be allowed for MPH 101–MPH 106; however, students in some fields of study may be exempt from one of the MPH 102–MPH 105 core courses because the course competencies are covered by their field of study requirements.

BIostatISTICS AND EPIDEMIOLOGY CORE

Course Number	Title	Semester	Credits	Fields of Study
Option 1: Integrated Biostatistics and Epidemiology (7.5 credits) <i>Most MPH-65 students take ID 201 to fulfill the biostats and epi requirement.</i>				
ID 201	Core Principles of Biostatistics and Epidemiology for Public Health Practice	Fall	7.5	All
Option 2: Advanced Biostatistics and Epidemiology (10 credits) <i>With instructor permission and no course conflicts with field of study requirements, MPH-65 students may choose the advanced sequence, totaling 10 credits, in lieu of ID 201</i>				
BST 201	Introduction to Statistical Methods	Fall	5.0	Requires instructor permission
EPI 201 & EPI 202	Introduction to Epidemiology: Methods I Epidemiologic Methods II: Elements of Epidemiologic Research	Fall 1 Fall 2	2.5 2.5	

MPH PUBLIC HEALTH CORE

Course Number	Title	Semester	Credits	Course Format/Notes
<p><i>ID 100 is required of all Harvard Chan students. While students will complete the course via Canvas in summer, each student will still need to formally enroll in ID 100 via my.harvard during the fall enrollment period.</i></p>				
ID 100	Foundations for Public Health	Summer into Fall 1	1.0 (Pass/Fail Only)	<p>Asynchronous, self-paced, online course. Takes approx. 10–12 hours total and must be completed by Sunday, August 20, 2023.</p> <p>Must be completed in first year of program.</p>
<p><i>Most students will complete MPH 101–MPH 105 in their first fall semester. MPH 106A/B will be completed in Spring (Year 1) and Fall 1 (Year 2).</i></p>				
MPH 101	Qualitative Methods for Public Health: A Brief Introduction	Fall 2	0.25 (Pass/Fail Only)	<p>Asynchronous online course with set deadlines for each module. Takes approx. 8–10 hours total.</p> <p>Must be completed in first year of program.</p>
MPH 102	Health Systems	Fall 1	1.25	<p>Hybrid course with asynchronous online content and required in-person sessions. Each module has set deadlines.</p>
MPH 103	Leadership and Communication	Fall 2	1.25	<p>Hybrid course with asynchronous online content and required in-person sessions. Each module has set deadlines.</p> <p><i>Not required for HM students</i></p>
MPH 104	Social, Behavioral, and Structural Determinants of Health	Fall 1	1.25	<p>Hybrid course with asynchronous online content and required in-person sessions. Each module has set deadlines.</p> <p><i>Not required for HSB students</i></p>
MPH 105	Public Health Policy and Politics	Fall 2	1.25	<p>Synchronous online course that meets weekly.</p> <p><i>Not required for HP students.</i></p>
MPH 106 A/B	Intersectoral Perspectives in Public Health	Spring + Fall 1 (2 nd year)	0	<p>Asynchronous, self-paced, online course with two parts. MPH-65 students will take MPH 106A in Spring (full term), followed by MPH 106B in Fall 1 in their 2nd year.</p>

APPLIED PRACTICE EXPERIENCE AND INTEGRATIVE LEARNING

EXPERIENCE

Each field of study in the MPH program requires 1) an **Applied Practice Experience (APE)** (“Practicum”), and 2) an **Integrative Learning Experience (ILE)**. All MPH students at accredited Schools of Public Health in the U.S. must complete these two degree requirements. The following guidelines and structure may vary slightly by field of study.

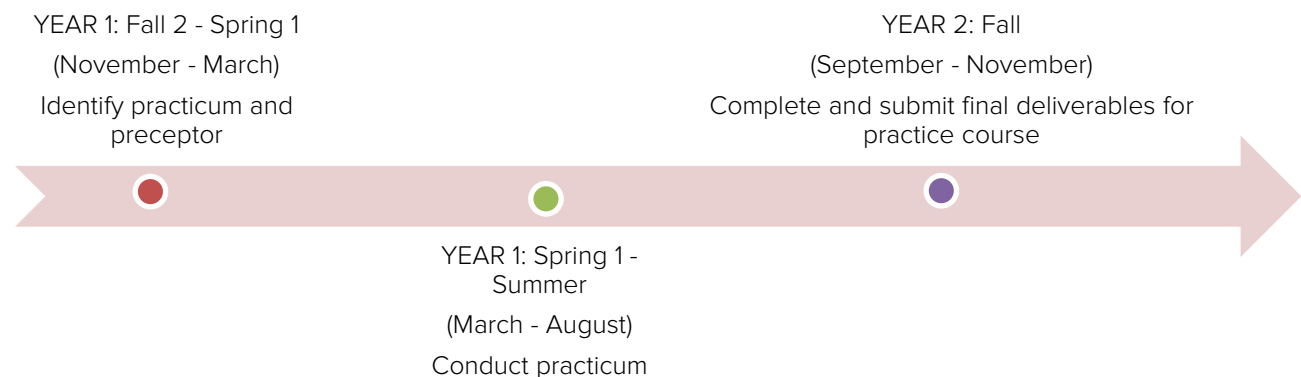
APPLIED PRACTICE EXPERIENCE

All MPH-65 students complete a minimum of 200 hours toward their Applied Practice Experience (APE), referred to as a “practicum” or field placement. The practicum is generally completed by working on a project under the guidance of a preceptor at an outside organization. The APE is an opportunity to apply MPH competencies to a real-world public health problem or issue that is salient to a health care or public health organization and to produce work that is of value to the organization.

Part-time students must arrange their practicum timeframe and practice course enrollment with the approval of their practice course instructor. Part-time students are encouraged to meet with the Field Education and Practice Office (mph-practice@hsph.harvard.edu) to discuss proposed arrangements before finalizing their plans with their practice course instructor.

Timeline for Applied Practice Experience

Students will complete a 200-hour practicum between Spring 1 through the end of the summer to meet the degree requirement. The timing of the practicum work can vary according to the preferences of the student and host organization. Options include a timespan of Spring 1 through summer, or summer only. Due to other coursework responsibilities, students are not permitted to complete a 200-hour practicum solely during the spring semester. It is the responsibility of the student to identify their practicum project; students are encouraged to meet individually with their practice course instructor early in the academic year to discuss their interests.



Learning Agreement

Prior to starting a practicum, students must complete a Learning Agreement, which outlines the scope, deliverables, work plan, and timeframe for the project. Learning Agreements must be approved by the practice course instructor. Learning Agreements are approved through the CareerConnect web portal and electronically signed by the student, the preceptor, and the practice course instructor before the practicum begins.

Applied Practice Experience Products

Students will submit a minimum of two products that they produce during their practicum to demonstrate a total of five competencies that are defined by each field of study. The required competencies will include three MPH foundational competencies and two field of study-specific competencies.

Resources for Identifying a Practicum

Practica and abstracts from previous years: [hsph.me/mph-prior-practice](https://hsph.harvard.edu/hsph-me/mph-prior-practice)

CareerConnect: <https://hsph-harvard-csm.symplicity.com/students>

International Students

International students should consult with Elizabeth Capuano (elizabeth_capuano@harvard.edu) in the Harvard International Office about practicum-related student visa questions and documentation required for Curricular Practical Training (CPT) authorization prior to the start of their practicum.

INTEGRATIVE LEARNING EXPERIENCE

The Integrative Learning Experience (ILE) is a culminating experience that requires students to integrate and synthesize specific MPH foundational and field of study competencies that are gained in coursework and other parts of the MPH program. These competencies, listed online ([hsph.me/mph-competencies](https://hsph.harvard.edu/hsph-me/mph-competencies)), are achieved through successful coursework, field practice, extracurricular activities, and other learning opportunities that students identify independently.

All students complete a baseline and endpoint survey to self-assess their MPH competencies.

A paper, presentation, class-based activity, applied project, and/or other assignments are determined by each field of study to demonstrate mastery of MPH Foundational Competencies and field of study competencies. Students in the Nutrition field of study meet this requirement through the NUT 232 course. Students in other fields of study meet this requirement through their fall Applied Practice Experience and Integrative Learning Experience course.

FOR MORE DETAILS

Field Education and Practice website: [hsph.me/field-practice](https://hsph.harvard.edu/hsph-me/field-practice)

MPH Field Practice email: mph-practice@hsph.harvard.edu

FIELD OF STUDY CURRICULA

NAVIGATING YOUR FIELD OF STUDY

The following sections provide more detailed information for each field of study, including an **overview**, field of study **competencies**, and the field of study **curriculum** that is designed to help students achieve those competencies. A **sample schedule** is also provided.

Supplements to the MPH Curriculum Guide provide additional details on **required**, **recommended**, and/or **suggested elective courses** for some fields of study.

ADVISING

Each student will be assigned a primary faculty academic advisor based on the student's interests. Students may request a change of advisor once the term begins and should contact the MPH-OEP Office with any advising concerns.

Students are encouraged to carefully review the field of study requirements and consult with their faculty advisor to choose elective courses. With advisor oversight, students can identify graduate-level elective courses across the University, and at MIT and Tufts, that meet their career goals and allow them to take full advantage of being at Harvard. Academic advisors review proposed cross-registered courses to ensure they align with the public health career goals of students.

The MPH-OEP Office is a good resource for questions regarding the MPH public health core curriculum and graduation. Faculty advisors, field of study leaders, departmental faculty with specific areas of expertise, and academic administrators can all serve as advisors in unofficial capacities too. For more resources on planning your program, visit hsph.me/navigating-your-field-of-study.

INTERDISCIPLINARY CONCENTRATIONS

To learn more, visit hsph.me/interdisciplinary-concentrations.

TRACKING YOUR DEGREE PROGRESS

The MPH-OEP Office offers [degree audit sheets](#) for each field of study.

GRADUATION

Completion of the MPH public health core curriculum and field of study requirements for the MPH degree is monitored by the MPH-OEP Office. It is the student's responsibility to proactively reach out to the MPH-OEP Office, field of study leader, and/or academic administrator(s) if any concerns arise.

FIELD OF STUDY: HEALTH MANAGEMENT


CURRICULUM OVERVIEW

The Health Management (HM) field of study prepares students for management careers in the unique environment of health care. The curriculum for the health management field of study consists of the required MPH public health core curriculum as well as required coursework to develop competency in financial literacy, innovative thinking, strategic acumen, health care quality, and change management. Students must also complete an approved Applied Practice Experience and an Integrative Learning Experience. Students also have credits available for elective courses, which may be taken at the Harvard Chan School or by cross-registering.

COMPETENCIES

- Explain and use financial data to assess financial health and make managerial decisions for a health care unit, organization, or system
- Critically evaluate organizational and team structures, processes, and climates to initiate and sustain performance
- Apply appropriate frameworks and analysis in the development of an organizational strategy
- Explain the imperatives to improve health quality and apply methods of quality improvement to address a quality problem
- Create an action plan to address an unmet public health need by applying key concepts and skills of innovation and entrepreneurship

MPH-65 in Health Management



MPH-65 in Health Management

CURRICULUM REQUIREMENTS

Course Number	Title	Credits	Semester
MPH PUBLIC HEALTH CORE CURRICULUM (12.5 credits)			
Full-time students should complete the MPH Core requirement in Year 1, unless otherwise noted. To learn more about the MPH core, see pp. 7-9.			
<i>HM students are exempt from MPH 103.</i>			
ID 100	Foundations for Public Health <i>(Pre-matriculation coursework begins online in summer)</i>	1.0	Fall 1
ID 201	Core Principles of Biostatistics and Epidemiology for Public Health Practice	7.5	Fall
MPH 101	Qualitative Methods for Public Health	0.25	Fall 2
MPH 102	Health Systems	1.25	Fall 1
MPH 104	Social, Behavioral, and Structural Determinants of Health	1.25	Fall 1
MPH 105	Public Health Policy and Politics	1.25	Fall 2
MPH 106A MPH 106B	Intersectoral Perspectives in Public Health	0	Spring Fall 1 (Year 2)
FIELD OF STUDY REQUIREMENTS (20 credits)			
*Full-time students should complete this requirement in Year 1			
HPM 539*	Organization Science for a New Era	2.5	Fall 2
Finance and Accounting* : Choose <u>one</u> of the approved courses below.			
HPM 219 HPM 220	Financial Transactions and Analysis Financial Management and Control	2.5	Fall 1 Fall 2
Innovation* : Choose <u>one</u> of the approved courses below.			
HPM 282 HPM 557	Innovative Problem Solving and Design Thinking in HC Innovation and Entrepreneurship in Health Care	2.5	Fall 1 Fall 2
HPM 245*	Public Health Meta-Leadership Skills through Crisis and Change	2.5	Winter
Strategy : Choose <u>one</u> of the approved courses below.			
DRPH 270 HPM 231	Strategic Management in Global Settings Healthcare Organizations and Strategy	2.5	Spring 1 Spring 2
Quality Improvement : Choose <u>one</u> of the approved courses below.			
HPM 268 HPM 516 HPM 568	Methods and Tools for Quality Improvement Healthcare Quality and Equity in the US Designing and Managing Patient-Centered Safe Care Organizations	2.5	Fall 2 Spring 2 Spring 2
Applied Practice Experience & Integrative Learning Experience for Health Management			
HPM 966.P1*	Applied Practice Experience & Integrative Learning Experience for Health Management	1.25	Fall 2
Practicum (Summer or Spring/Summer)			
HPM 966.P2	Applied Practice Experience & Integrative Learning Experience for Health Management	1.25	Fall 1 (Year 2)

Health Policy Coursework: Take *2.5 credits minimum* from the approved courses below.

(Courses denoted by an asterisk have limited space.)

HPM 206	Economic Analysis	2.5	Fall2
HPM 210*	United States Health Policy	2.5	Fall 1
HPM 211	The Health Care Safety Net & Marginalized Populations	2.5	Fall 2
HPM 213	Public Health Law	2.5	Spring 2
HPM 235	Managing Health Care Costs	2.5	Fall 2
HPM 247	Political Analysis and Strategy for U.S. Health Policy	2.5	Spring 1
HPM 255	Payment Systems in Healthcare	2.5	Spring 1
HPM 505	Health Care Delivery Reform in the US	2.5	Spring 1
HPM 509	Disability Policy in the U.S.	2.5	Spring 2
HPM 511	State Health Policy	2.5	Spring 1
HPM 523	Homelessness and Health: Lessons from Health Care, Public Health, and Research	2.5	Spring 1
HPM 526	Long-Term Care Policy in the U.S.	2.5	Fall 1
HPM 527	Health Data and Public Policy	2.5	Spring 1
HPM 538	Pharmaceutical Development and Pharmacy Distribution: Markets and Policy	2.5	Spring 2
HPM 543	Quantitative Methods for Policy Evaluation	2.5	Spring 2
HPM 545	Economics of Health Care: Public vs. Market Resolutions	2.5	Spring 1
HPM 561	Loneliness and Public Health	1.25	Winter
ID 240	Principles of Injury Control	2.5	Spring 1
RDS 280	Decision Analysis for Health and Medical Practices	2.5	Fall 2

ELECTIVES (32.5 credits)

To view a list of electives that may be of interest, visit hsph.me/mph-field-of-study-health-management

TOTAL 65 CREDITS

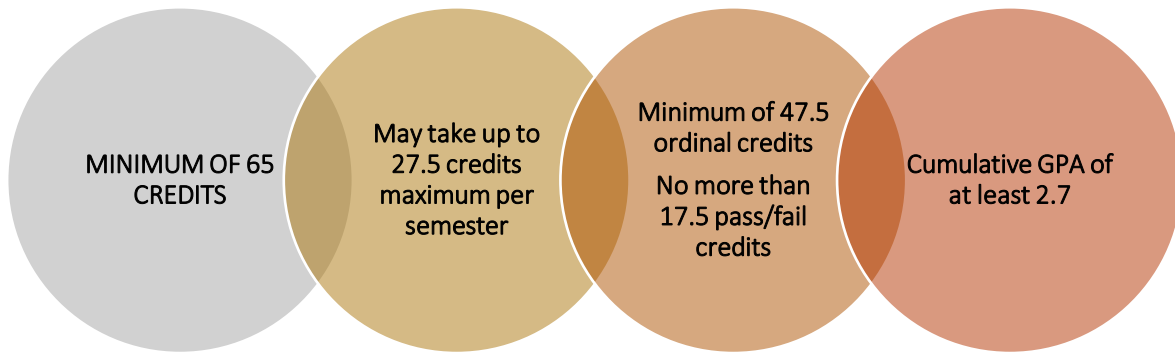
Notes

All full-time MPH students are expected to participate in a Winter Session activity that furthers their educational goals and is approved by the MPH-OEP Office. To learn more, visit hsph.me/mph-winter-session.

For more student resources, visit the [MPH website](#) and the HPM – [Resources for New MPH Students](#) website.

For information about waiving or substituting an HM field of study requirement, visit hsph.me/hpm-waiver-subs.

Important Program Reminders



Sample Curriculum for MPH-65 in HM
Year One (Semesters 1 and 2)

FALL			WINTER	SPRING			SUMMER
ID 100	Foundations for Public Health <i>(Pre-matriculation coursework begins online in summer)</i>	1.0cr	HPM 245 Public Health Meta-Leadership Skills 2.5cr	Varies	Strategy Requirement	2.5cr	Work on Practicum
ID 201	Core Principles of Biostatistics and Epidemiology for Public Health Practice	7.5cr		Varies	Quality Improvement Requirement	2.5cr	
MPH 101	Qualitative Methods for Public Health	0.25cr		MPH 106A	Intersectoral Perspectives in Public Health	0cr	
MPH 102	Health Systems	1.25cr					
MPH 104	Social, Behavioral, and Structural Determinants of Health	1.25cr					
MPH 105	Public Health Policy and Politics	1.25cr					
Varies	Finance and Accounting Requirement	2.5cr					
Varies	Innovation Requirement	2.5cr					
HPM 539	Health Care Organizations and Organizational Behavior	2.5cr					
HPM 966.P1	Applied Practice Experience and Integrative Learning Experience for HM	1.25cr					
Electives		1.25cr		Electives		15cr	
TOTAL CREDITS	22.5 credits		22.5 credits (includes Winter Session)				

Year Two (Semester 3)

FALL			END OF PROGRAM = 65 credits
Varies	Health Policy Coursework Requirement	2.5cr	
MPH 106B	Intersectoral Perspectives in Public Health	0cr	
HPM 966.P2	Applied Practice Experience and Integrative Learning Experience for HM	1.25cr	
Electives	16.25cr		
TOTAL CREDITS	20 credits		

FIELD OF STUDY: HEALTH POLICY

CURRICULUM OVERVIEW

Students in the **Health Policy (HP) field of study** learn to apply economic, legal, and political analysis to the design, implementation, and evaluation of health care and public health policies in the United States or other countries with high-income economies. The curriculum for the health policy field of study consists of the required MPH public health core curriculum as well as required courses in economics, U.S. health policy, political analysis and strategy, and analytical methods. Students must also complete an approved Applied Practice Experience and an Integrative Learning Experience. Students also have credits available for elective courses, which may be taken at the Harvard Chan School or by cross-registering.

COMPETENCIES

- Apply economic concepts to analyze and critique health care and public health policies
- Recommend a course of action to address a health policy challenge that includes assessing alternative approaches within a specific political, economic, and/or social context
- Critically evaluate and draw policy implications from health decision science studies (including cost-effectiveness) or health policy program evaluations
- Design an effective political strategy to influence a health policy outcome
- Prepare professional quality health policy memos that are informed by skillful use of evidence and are appropriate to their purpose and audience

MPH-65 in Health Policy



MPH-65 in Health Policy

CURRICULUM REQUIREMENTS

Course Number	Title	Credits	Semester
MPH PUBLIC HEALTH CORE CURRICULUM (12.5 credits)			
Full-time students should complete the MPH Core requirement in Year 1, unless otherwise noted. To learn more about the MPH Core, see pp. 7-9.			
<i>HP students are exempt from MPH 105.</i>			
ID 100	Foundations for Public Health <i>(Pre-matriculation coursework begins online in summer)</i>	1.0	Fall 1
ID 201	Core Principles of Biostatistics and Epidemiology for Public Health Practice	7.5	Fall
MPH 101	Qualitative Methods for Public Health	0.25	Fall 2
MPH 102	Health Systems	1.25	Fall 1
MPH 103	Leadership and Communication	1.25	Fall 2
MPH 104	Social, Behavioral, and Structural Determinants of Health	1.25	Fall 1
MPH 106A MPH 106B	Intersectoral Perspectives on Public Health	0	Spring Fall 1 (Year 2)
FIELD OF STUDY REQUIREMENTS (22.5 credits)			
*Full-time students should complete this requirement in Year 1			
HPM 206*	Economic Analysis	2.5	Fall 2
HPM 210*	United States Health Policy	2.5	Fall 1
HPM 247*	Political Analysis and Strategy for U.S. Health Policy	2.5	Spring 1
<i>Applied Practice Experience & Integrative Learning Experience for Health Policy</i>			
HPM 965.P1*	Applied Practice Experience & Integrative Learning Experience for HP	1.25	Fall 2
Practicum (Summer or Spring/Summer)			
HPM 965.P2	Applied Practice Experience & Integrative Learning Experience for HP	1.25	Fall (Year 2)
<i>HPM Health Policy Coursework:</i> Take an <i>additional 2.5 credits</i> of HPM health policy coursework. Some options are listed below.			
HPM 211	The Health Care Safety Net & Marginalized Populations	2.5	Fall 2
HPM 213	Public Health Law		Spring 2
HPM 505	Health Care Delivery Reform in the US		Spring 1
HPM 509	Disability Policy in the U.S.		Spring 2
HPM 511	State Health Policy		Spring 1
HPM 516	Healthcare Quality and Equity in the US		Spring 2
HPM 523	Homelessness and Health: Lessons from Health Care, Public Health, and Research		Spring 1
HPM 526	Long-Term Care Policy in the U.S.		Fall 1
HPM 527	Health Data and Public Policy	Spring 1	

HPM 545	Economics of Health Care: Public vs. Market Resolutions		Spring 1
HPM 561	Loneliness and Public Health		Winter
HPM 566	Advocacy and Organizing for Health Policy		Spring 1
HPM 571	For the Mission or the Money? Hospitals & the Changing Landscape of Health Care Provision in America		Spring 2
ID 240	Principles of Injury Control		Spring 1

Analytical Methods: Take a minimum of 2.5 credits from the courses below. Note that some courses have limited enrollment.

RDS 280	Decision Analysis for Health and Medical Practices	2.5	Fall 2
HPM 543	Quantitative Methods for Policy Evaluation	2.5	Spring 2
Varies	Any RDS course (examples: RDS 202, 282, 284, 285)	2.5–5.0	Varies

Leadership: Take a minimum of 2.5 credits from the courses below. With approval from the field of study leader, students may take a different leadership course.

HPM 245	PH Meta-Leadership Skills through Crisis and Change	2.5	Winter
HPM 252	Negotiation	2.5	Spring 2
HPM 278	Skills and Methods of HC Negotiation and Conflict Resolution	2.5	Spring 1
HPM 503	Understanding PH Leadership: From Frameworks to Practice	1.25	Winter
HPM 513	Writing Persuasively About Public Health	2.5	Spring1
HPM 539	Organization Science for a New Era	2.5	Fall 2
HPM 562	Narrative Leadership – Using Storytelling to Mobilize Collective Action in Public Health	2.5	Fall 2
SBS 211	PH in Action: Strategies for Policy, Advocacy, & Comms.	2.5	Spring 2
SBS 296	Leadership in Minority Health Policy	2.5	Fall

Depth in a Specific Health Policy Area of Interest: Take a minimum of 5 credits in a specific area of health policy. With approval from the field of study leader, students may develop another health policy depth area.

Varies	To view a list of possible areas of interest and courses, visit hsph.me/mph-field-of-study-health-policy	5.0	Fall &/or Spring
--------	---	-----	------------------

ELECTIVES (30 credits)

To view a list of electives that may be of interest, visit hsph.me/mph-field-of-study-health-policy

TOTAL 65 CREDITS

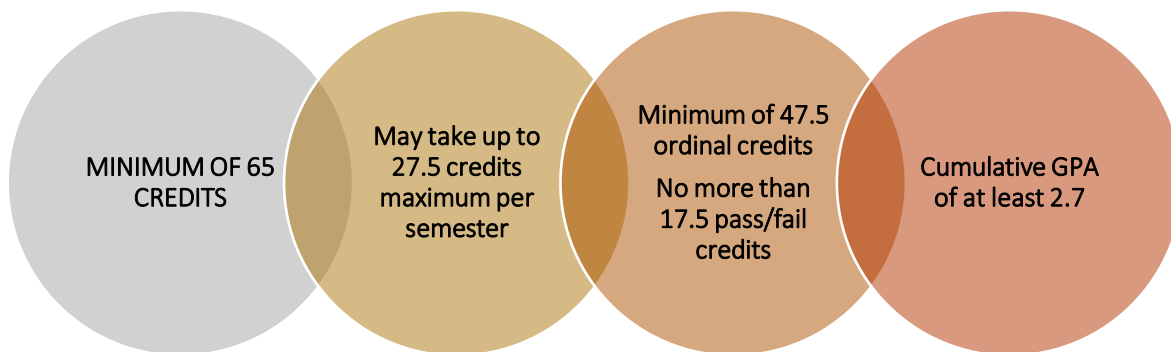
Notes

All full-time MPH students are expected to participate in a Winter Session activity that furthers their educational goals and is approved by the MPH-OEP Office. To learn more, visit hsph.me/mph-winter-session.

For more student resources, visit the [MPH website](#) and the [HPM – Resources for New MPH Students](#) website.

For information about waiving or substituting an HP field of study requirement, visit hsph.me/hpm-waiver-subs.

Important Program Reminders



Sample Curriculum for MPH-65 in HP

Year one (Semesters 1 and 2)

FALL			WINTER	SPRING			SUMMER
ID 100	Foundations for Public Health <i>(Pre-matriculation coursework begins online in summer)</i>	1.0cr	Winter Session Activity	HPM 247	Political Analysis and Strategy for U.S. Health Policy	2.5cr	Work on Practicum
ID 201	Core Principles of Biostatistics and Epidemiology for Public Health Practice	7.5cr		Varies	Leadership Requirement	2.5cr	
MPH 101	Qualitative Methods for Public Health	0.25cr		Varies	Depth in Specific Health Policy Area of Interest Coursework	5.0cr	
MPH 102	Health Systems	1.25cr		MPH 106A	Intersectoral Perspectives in Public Health	0cr	
MPH 103	Leadership and Communication	1.25cr					
MPH 104	Social, Behavioral, and Structural Determinants of Health	1.25cr					
HPM 206	Economic Analysis	2.5cr					
HPM 210	United States Health Policy	2.5cr					
Varies	Analytical Methods Requirement (may also be completed in Spring)	2.5cr					
HPM 965.P1	Applied Practice Experience and Integrative Learning Experience for HP	1.25cr					
Electives		1.25cr		Electives		8.75cr	
TOTAL CREDITS	22.5 credits		21.25 credits (includes Winter Session)				

Year Two (Semester 3)

FALL			END OF PROGRAM = 65 credits
Varies	Additional HPM Health Policy Coursework Requirement	2.5cr	
HPM 965.P2	Applied Practice Experience and Integrative Learning Experience for HP	1.25cr	
MPH 106B	Intersectoral Perspectives in Public Health	0cr	
Electives	17.5cr		
TOTAL CREDITS	21.25 credits		

FIELD OF STUDY: HEALTH AND SOCIAL BEHAVIOR

CURRICULUM OVERVIEW

The Health and Social Behavior (HSB) field of study is devoted to understanding health disparities, social determinants of health (including racism), and promoting health and social equity. The curriculum for the health and social behavior field of study consists of the required MPH public health core curriculum as well as required field of study-specific courses. All students must take a survey course in society and health, four other specific SBS courses that apply these principles to understanding and intervening in the health of populations, and complete additional required coursework in the Department of Social and Behavioral Sciences. Students must also complete an approved Applied Practice Experience and an Integrative Learning Experience. Students also have credits available for elective courses, which may be taken at the Harvard Chan School or by cross-registering.

COMPETENCIES

- Design a proposed social and/or behavioral public health intervention using social and behavioral theories or conceptual paradigms as a guide
- Assess theory-guided social and behavioral change interventions based on their appropriateness and responsiveness to the social and cultural context
- Critically appraise principles of research, evaluation, and/or public health monitoring/surveillance methodology - including quantitative and qualitative methods - to address research hypotheses using a range of research designs
- Describe and apply rigorous, frameworks or theory-based approaches to research translation for practice, policy, and/or public health settings
- Explain how principles of social inclusion, diversity, social justice, and/or ethics can be applied in research and interventions

MPH-65 in Health and Social Behavior



MPH-65 in Health and Social Behavior

CURRICULUM REQUIREMENTS

Course Number	Title	Credits	Semester
MPH PUBLIC HEALTH CORE CURRICULUM (12.5 credits)			
Full-time students should complete the MPH Core requirement in Year 1, unless otherwise noted. To learn more about the MPH core, see pp. 7 – 9.			
<i>HSB students are exempt from MPH 104.</i>			
ID 100	Foundations for Public Health <i>(Pre-matriculation coursework begins online in summer)</i>	1.0	Fall 1
ID 201	Core Principles of Biostatistics and Epidemiology for Public Health Practice	7.5	Fall
MPH 101	Qualitative Methods for Public Health	0.25	Fall 2
MPH 102	Health Systems	1.25	Fall 1
MPH 103	Leadership and Communication	1.25	Fall 2
MPH 105	Public Health Policy and Politics	1.25	Fall 2
MPH 106A MPH 106B	Intersectoral Perspectives in Public Health	0	Spring Fall 1 (Year 2)

FIELD OF STUDY REQUIREMENTS

Students must take HSB field of study requirements for an ordinal grade.

*Full-time students should complete this requirement in Year 1

SBS 201*	Society and Health	2.5	Fall 1
SBS 281*	Principles of Social and Behavioral Research	2.5	Fall 2
SBS 203*	Program Planning	2.5	Spring 1
SBS 204*	Program Implementation and Evaluation	2.5	Spring 2
SBS 508*	Successes and Challenges in Health Behavior Change	2.5	Spring 2

Applied Practice Experience and Integrative Learning Experience

SBS 965.P1*	Applied Practice Experience & Integrative Learning Experience for HSB	1.25	Fall 2
Practicum (Summer or Spring/Summer)			
SBS 965.P2	Applied Practice Experience & Integrative Learning Experience for HSB	1.25	Fall (Year 2)

Additional SBS Coursework: Complete *10 credits* offered by the Dept. of Social and Behavioral Sciences beyond the field of study requirement.

Varies	To view the full list of approved SBS course offerings, visit hsph.me/sbs-courses-by-topic . An independent study (e.g., SBS 300) does not count towards this requirement.	10	Fall &/or Spring
--------	---	----	---------------------

ELECTIVES (27.5 credits)

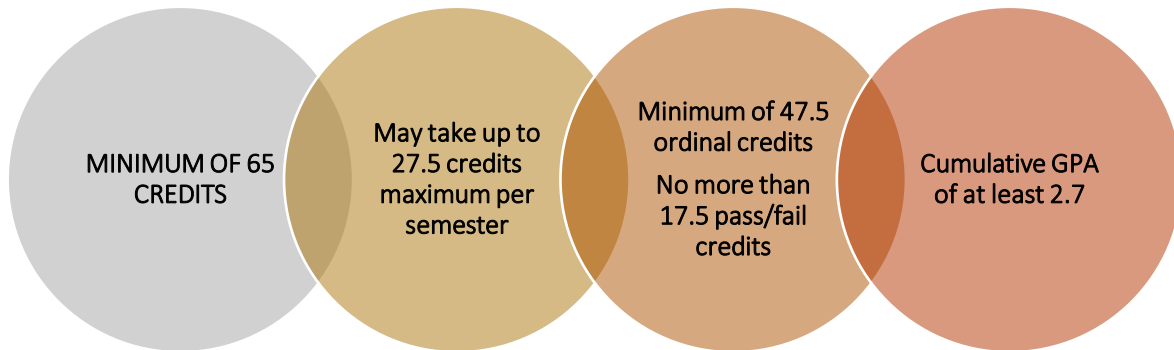
To view a sample list of cross-registration electives, visit hsph.me/mph-cross-reg

TOTAL 65 CREDITS

Notes

All full-time MPH students are expected to participate in a Winter Session activity that furthers their educational goals and is approved by the MPH-OEP Office. To learn more, visit hsph.me/mpw-winter-session.

Important Program Reminders



Sample Curriculum for MPH-65 in HSB

FALL FIRST YEAR			WINTER	SPRING FIRST YEAR			SUMMER
ID 100	Foundations for Public Health <i>(Pre-matriculation coursework begins online in summer)</i>	1.0cr		SBS 203	Program Planning	2.5cr	Work on Practicum
ID 201	Core Principles of Biostatistics and Epidemiology for Public Health Practice	7.5cr		SBS 204	Program Implementation and Evaluation	2.5cr	
MPH 101	Qualitative Methods for Public Health	0.25cr		SBS 508	Successes and Challenges in Health Behavior Change	2.5cr	
MPH 102	Health Systems	1.25cr		MPH 106A	Intersectoral Perspectives in Public Health	0cr	
MPH 103	Leadership and Communication	1.25cr		Varies	Additional SBS Coursework Requirement	5.0cr	
MPH 105	Public Health Policy and Politics	1.25cr					
SBS 201	Society and Health	2.5cr					
SBS 281	Principles of Social and Behavioral Research	2.5cr					
SBS 965.P1	Applied Practice Experience and Integrative Learning Experience for HSB	1.25cr					
Electives		2.5cr					
TOTAL CREDITS	21.25 credits		21.25 credits (includes Winter Session)				

Year Two (Semester 3)

FALL SECOND YEAR			END OF PROGRAM = 65 credits
Varies	Additional SBS Coursework Requirement	5.0cr	
MPH 106B	Intersectoral Perspectives in Public Health	0cr	
SBS 965.P2	Applied Practice Experience and Integrative Learning Experience for HSB	1.25cr	
Electives		16.25cr	
TOTAL CREDITS	22.5 credits		

FIELD OF STUDY: NUTRITION

CURRICULUM OVERVIEW

The **Nutrition (NUT) field of study** prepares individuals early in their careers for positions in the public, nonprofit, or private sectors, working as nutrition policy advocates, project or program managers, or consultants in public health and health care organizations. The curriculum for the nutrition field of study consists of the required MPH public health core curriculum as well as required coursework in nutritional science, health communication, and translation of research into public health programming, policies, and messaging. Students must also complete an approved Applied Practice Experience. Students meet the Integrative Learning Experience requirement through the course *NUT 232 Designing and Evaluating Behavioral Interventions Targeting Diet and Physical Activity*. Students also have credits available for elective courses, which may be taken at the Harvard Chan School or by cross-registering.

COMPETENCIES

- Evaluate the role nutrition plays in the development and prevention of certain diseases and health conditions
- Evaluate drivers of poor diets and malnutrition (e.g., culture/behavior, socioeconomic status, food environments and ecology, etc.)
- Assess policies, programs, and strategies typically used in public health nutrition initiatives
- Utilize communication skills to disseminate evidence-based nutritional messaging to promote public health
- Interpret discrepancies between nutrition research and nutritional information conveyed to the public using critical reading skills

MPH-65 in Nutrition



MPH-65 in Nutrition

CURRICULUM REQUIREMENTS

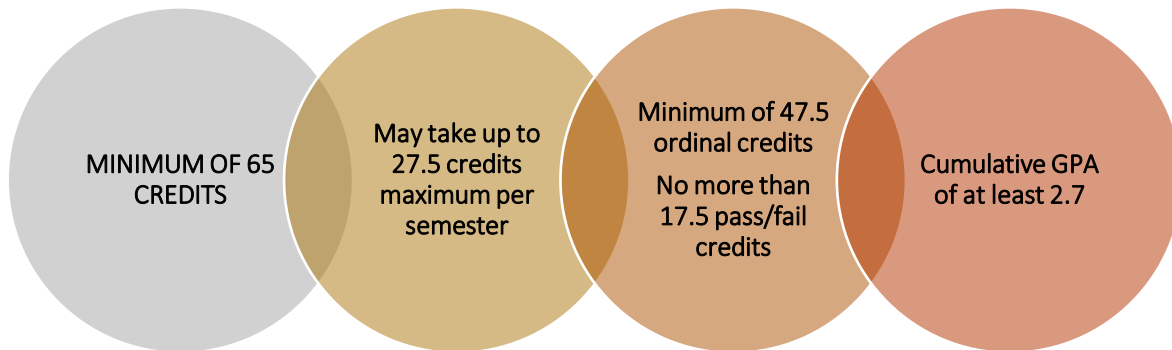
Course Number	Title	Credits	Semester
MPH PUBLIC HEALTH CORE CURRICULUM (13.75 credits)			
Full-time students should complete the MPH Core courses in their first year, unless otherwise noted. For more details, see pp. 7 – 9.			
ID 100	Foundations for Public Health <i>(Pre-matriculation coursework begins online in summer)</i>	1.0	Fall 1
ID 201	Core Principles of Biostatistics and Epidemiology for Public Health Practice	7.5	Fall
MPH 101	Qualitative Methods for Public Health	0.25	Fall 2
MPH 102	Health Systems	1.25	Fall 1
MPH 103	Leadership and Communication	1.25	Fall 2
MPH 104	Social, Behavioral, and Structural Determinants of Health	1.25	Fall 1
MPH 105	Public Health Policy and Politics	1.25	Fall 2
MPH 106A MPH 106B	Intersectoral Perspectives in Public Health	0	Spring Fall 1 (Year 2)
FIELD OF STUDY REQUIREMENTS (30 credits)			
Full-time students should complete the field-of-study requirements in their first year, unless otherwise noted. Courses denoted by an asterisk are Pass/Fail only.			
NUT 200	Introduction to Nutrition Science	2.5	Fall 1
NUT 201	Introduction to Nutrition in Public Health	2.5	Fall 2
NUT 203*	Nutrition Seminars, Part I	1.25	Fall
NUT 202	The Biological Basis of Human Nutrition	5.0	Spring
NUT 206*	Nutrition Seminars, Part II	1.25	Spring
NUT 213	Nutrition Science Translation and Applications	2.5	Spring 1
<i>Depth in a Specific Area of Interest (7.5 credits):</i> Take 3 courses, totaling at least 7.5 credits, within a special nutrition or public health-related area of interest. If you have an idea for another area of interest, please discuss this with the field of study leader. This requirement may be completed in either Year 1 or 2.			
Varies	To view a list of possible areas of interest and courses, visit hsph.me/mph-field-of-study-nutrition	7.5	Fall &/or Spring
<i>Applied Practice Experience</i>			
NUT 965.P1	Applied Practice Experience for Nutrition, part I Practicum (Summer or Spring/Summer)	1.25	Fall 2
NUT 965.P2	Applied Practice Experience for Nutrition, part II	1.25	Fall 1 (Year 2)
<i>Integrative Learning Experience</i>			
NUT 232	Designing and Evaluating Behavioral Interventions Targeting Diet and Physical Activity	5.0	Fall (Year 2)
ELECTIVES (21.25 credits)			
To view a sample list of cross-registration electives, visit hsph.me/mph-cross-reg			

TOTAL 65 CREDITS

Notes

All full-time MPH students are expected to participate in a Winter Session activity that furthers their educational goals and is approved by the MPH-OEP Office. To learn more, visit hsph.me/mph-winter-session.

Important Program Reminders



Sample Curriculum for MPH-65 in NUT

Year One (Semesters 1 and 2)

FALL			WINTER	SPRING			SUMMER
ID 100	Foundations for Public Health <i>(Pre-matriculation coursework begins online in summer)</i>	1.0cr		NUT 202	The Biological Basis of Human Nutrition	5.0cr	Work on Practicum
ID 201	Core Principles of Biostatistics and Epidemiology for Public Health Practice	7.5cr		NUT 206	Nutrition Seminars, Part II	1.25cr	
MPH 101	Qualitative Methods for Public Health	0.25cr		NUT 213	Nutrition Science Translation and Applications	2.5cr	
MPH 102	Health Systems	1.25cr		Varies	Depth in Specific Nutrition Area of Interest Coursework	5.0cr	
MPH 103	Leadership and Communication	1.25cr		MPH 106A	Intersectoral Perspectives in Public Health	0cr	
MPH 104	Social, Behavioral, and Structural Determinants of Health	1.25cr					
MPH 105	Public Health Policy and Politics	1.25cr					
NUT 200	Intro. to Nutrition Science	2.5cr					
NUT 201	Intro. to Nutrition in Public Health	2.5cr					
NUT 203	Nutrition Seminars, Part I	1.25cr					
NUT 965.P1	Applied Practice Experience for Nutrition, part I	1.25cr					
Electives		2.5cr		Electives		7.5cr	
TOTAL CREDITS	23.75 credits			21.25 credits (includes Winter Session)			

Year Two (Semester 3)

FALL			END OF PROGRAM = 65 credits
NUT 232	Designing and Evaluating Behavioral Interventions Targeting Diet and Physical Activity	5.0cr	
Varies	Depth in Specific Nutrition Area of Interest Coursework	2.5cr	
MPH 106B	Intersectoral Perspectives in Public Health	0cr	
NUT 965.P2	Applied Practice Experience for Nutrition, part II	1.25cr	
Electives		11.25cr	
TOTAL CREDITS	20 credits		

ONLINE ELECTIVE COURSES

Academic year (residential) MPH students may enroll in the following online elective courses on a space-available basis. The courses listed below are part of the Harvard Chan School’s hybrid MPH in Epidemiology (MPH-EPI) and MPH Generalist (MPH-GEN) program. Priority enrollment goes to MPH-EPI and MPH-GEN students

See p. 3 for the MPH Program’s policy on online credits.

ONLINE ELECTIVE COURSE OPTIONS			
Course Number	Title	Credits	Semester
Fall			
EPI 526	Analysis of Publicly Available Databases for Epidemiologic and Health Services Research	2.5	Fall
EPI 527	Design and Conduct of Trials in Preventive Medicine	2.5	Fall
EPI 528	Systematic Review and Meta-Analysis	2.5	Fall
EPI 529	Applications of Epidemiology	1.25	Fall
HPM 559	Introduction to Qualitative Research Methods for Public Health	2.5	Fall
ID 224	Survey Research Methods for Public Health	2.5	Fall
ID 255	Public Health Leadership: Personal Mastery	1.25	Fall 2
ID 276	Introduction to Nutrition Science	2.5	Fall
Spring			
BST 215	Linear and Longitudinal Regression	2.5	Spring
EPI 529	Applications of Epidemiology	1.25	Spring
HPM 506	Practical Scientific Methods for Improving Health and Health Care	2.5	Spring
RDS 202	Decision Science for Public Health	2.5	Spring
ID 273	Innovation and Entrepreneurship in Healthcare	2.5	Spring 1
ID 218	Financial Transactions and Analysis	2.5	Spring 1