

# **Using Family Planning to Address Drivers of Mortality: Reaching Women Who Experience High Parity and Advanced Maternal Age Pregnancies**

Maureen Norton, Ph.D. and Jane Ebot, Ph.D.  
United States Agency for International Development  
Global Maternal Newborn Health Conference  
Mexico City, Mexico  
Oct 18-21, 2015

# FAMILY PLANNING SAVES LIVES

- **In one year, family planning prevented more than 272,000 maternal deaths, a 44% reduction**
- **If all needs for family planning were met, an additional 104,00 maternal deaths could be prevented annually**

Source: Ahmed S, Quingfeng L, Tsui, A, (2012). Maternal deaths averted by contraceptive use: an analysis of 172 countries. *The Lancet*, 380(9837):111-125.

# HEALTHY TIMES FOR A PREGNANCY OVER THE REPRODUCTIVE LIFE COURSE

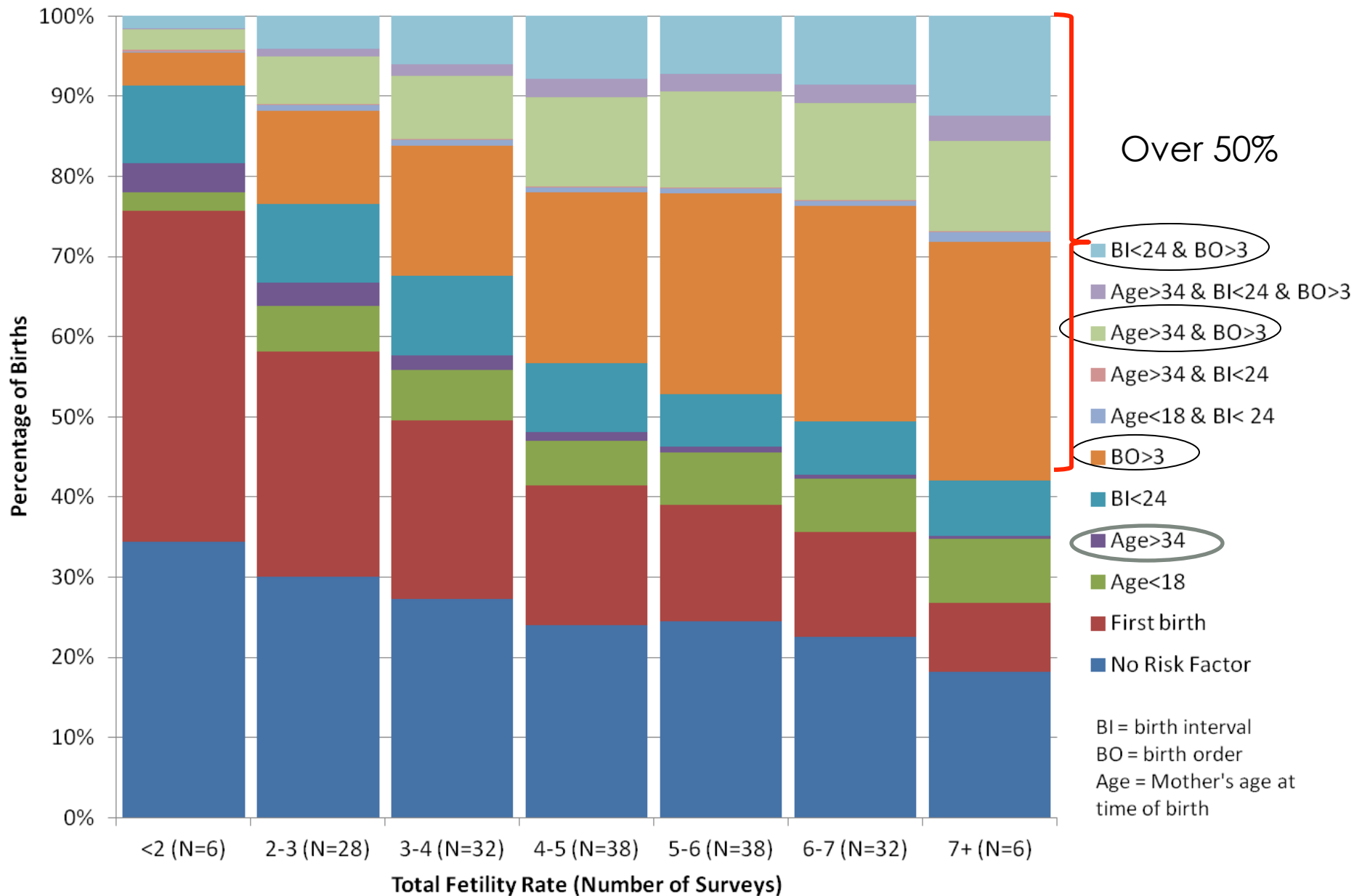
- For best maternal outcomes, healthiest times for a pregnancy are:
  - Age: After 18 and before 34
  - Parity: Four or less than four children



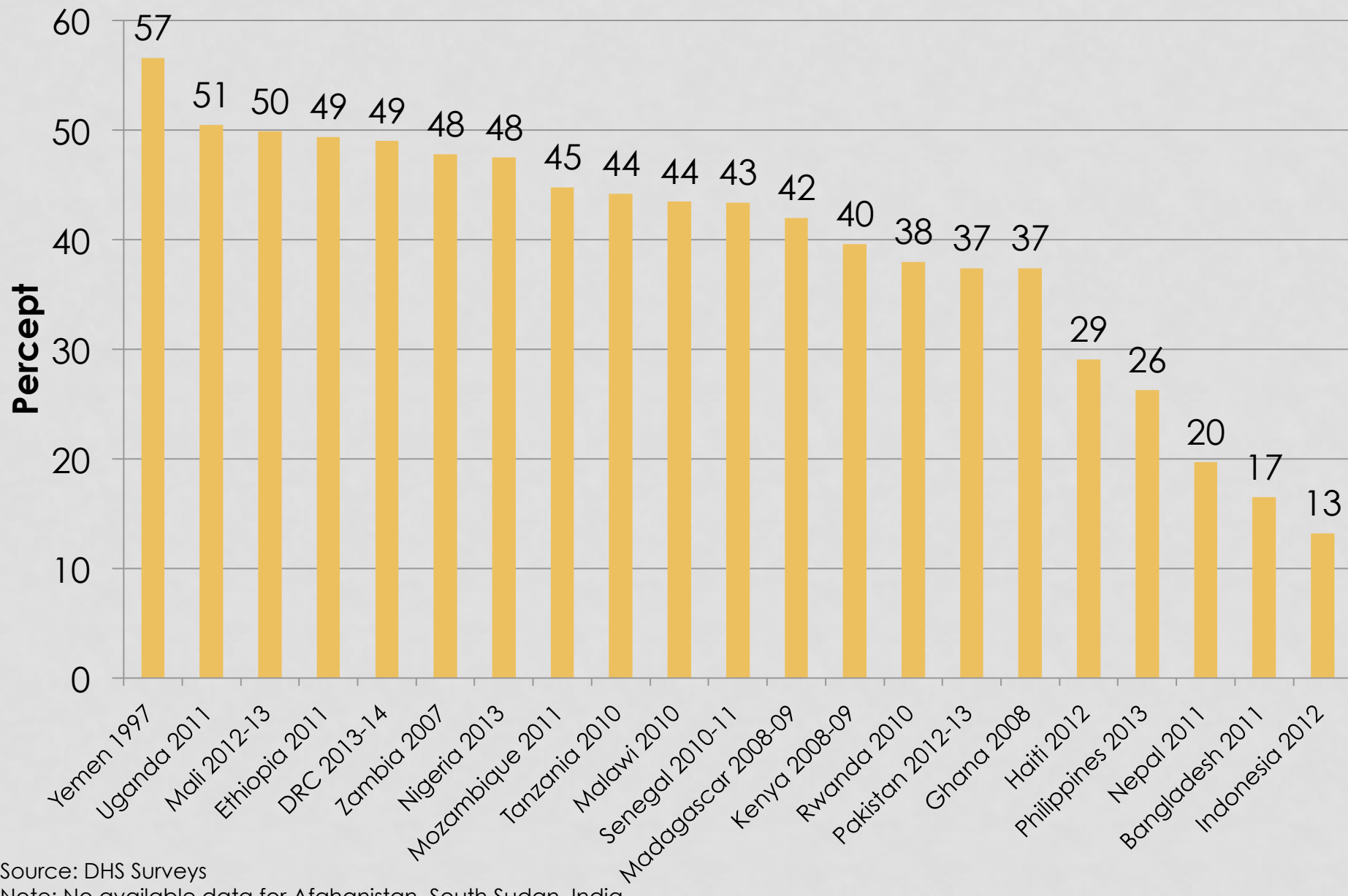
Photo credit is: © 2006 Marina Grayson, Courtesy of Photoshare

**Family planning can ensure that pregnancies occur at the healthiest times of a woman's life.**

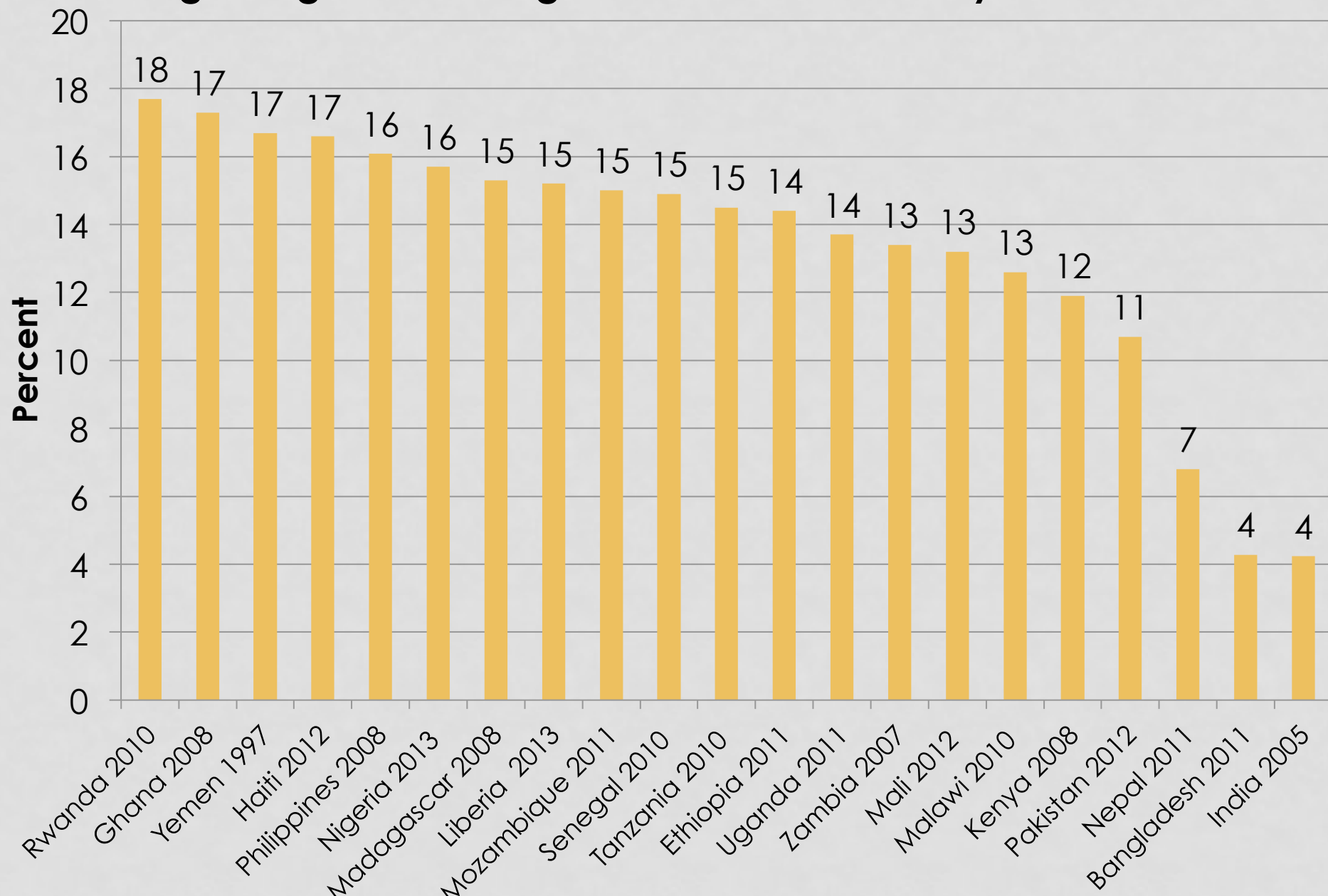
# Distribution of Births by Risk Factor by Total Fertility Rate



# High Parity: Percent birth order 4+ pregnancies - all women 15-49 years - USAID 24 priority countries



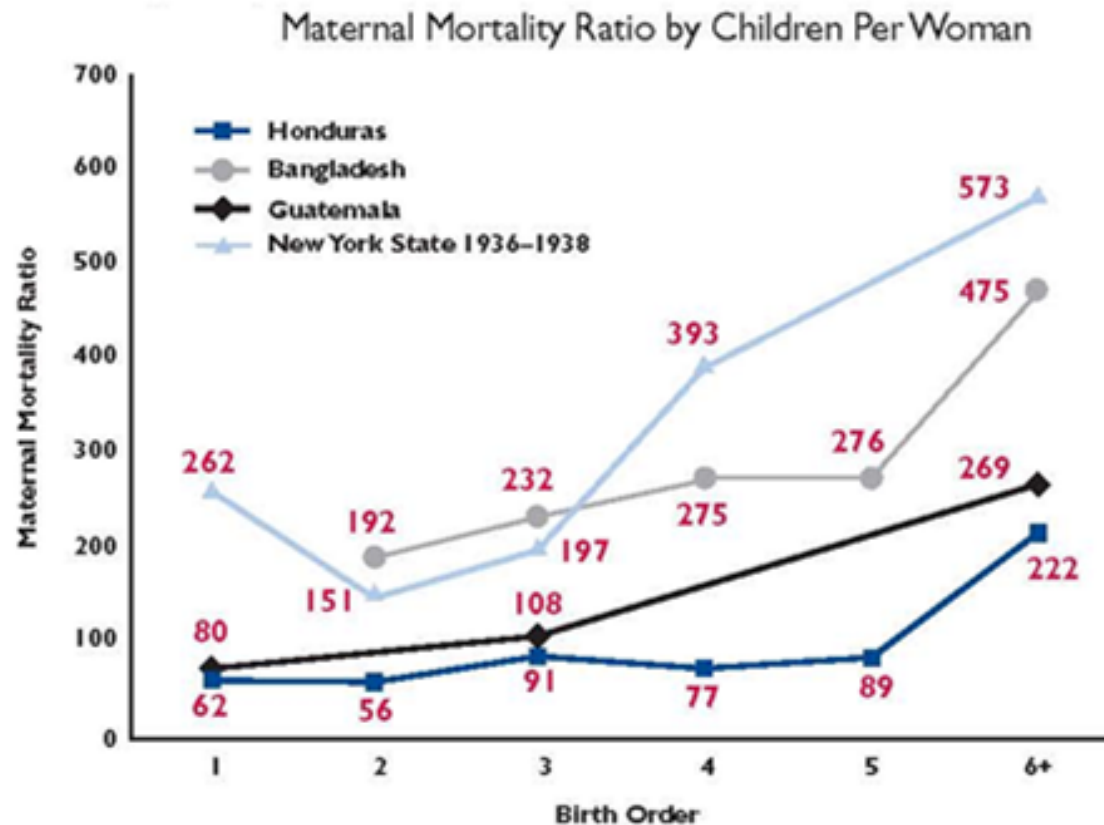
# Advanced Maternal Age: Percent Advanced Maternal Age Pregnancies > age 34 – USAID 24 Priority Countries



Source: DHS Surveys Note: No available data for Afghanistan, South Sudan, India

# HIGH PARITY PREGNANCIES AND MATERNAL MORTALITY

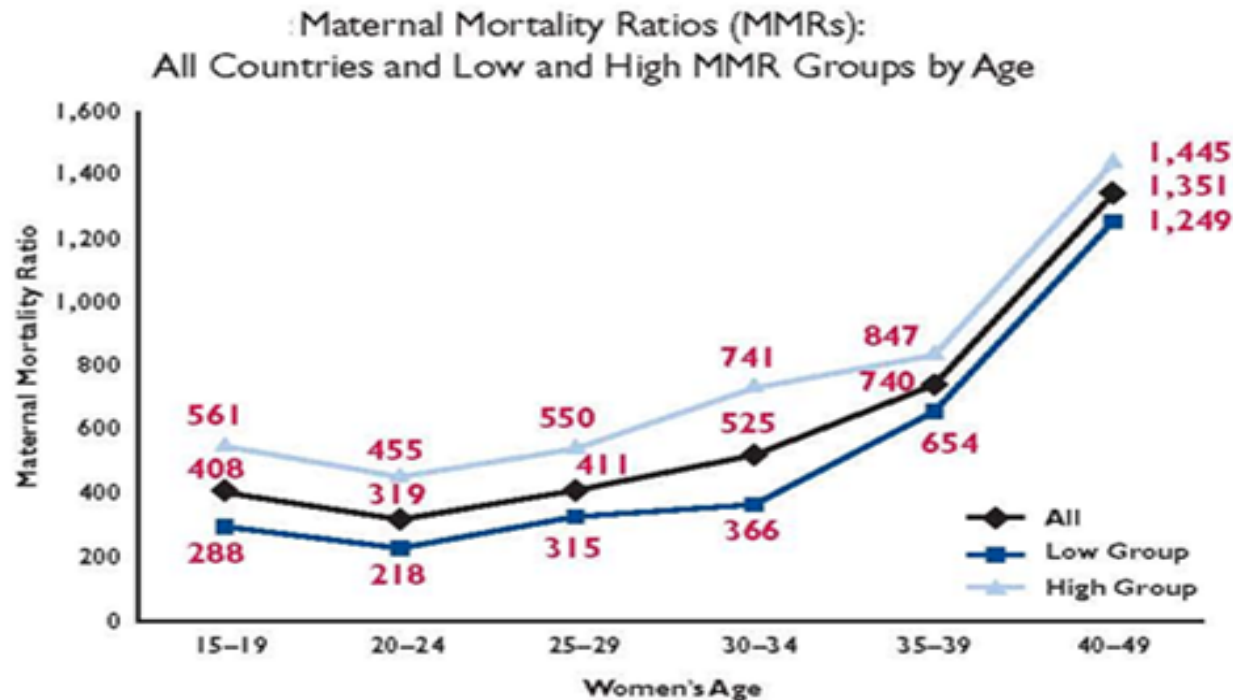
- Maternal mortality is **lower** among women who have fewer than 4 children



Source: J. Stover and J. Ross, 2010

# ADVANCED MATERNAL AGE AND MATERNAL MORTALITY

- Maternal mortality is **lower** among women who become pregnant before age 34



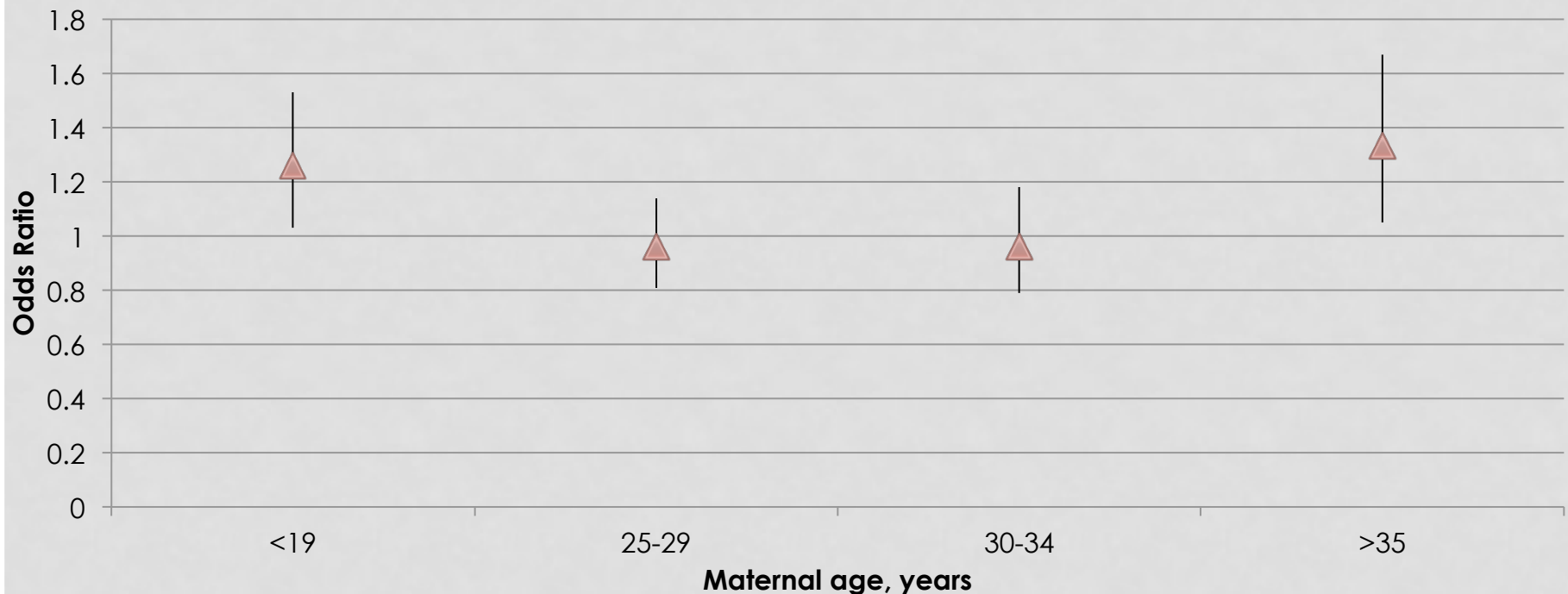
Source: A. Blanc, W. Winfrey and J. Ross, 2012. Forthcoming<sup>3</sup>



# ADVANCED MATERNAL AGE AND NEWBORN OUTCOMES

- Advanced maternal age is associated with approximately 30% **increased** risk of preterm birth

**Association between maternal age and preterm delivery (OR, 95% CI)\***

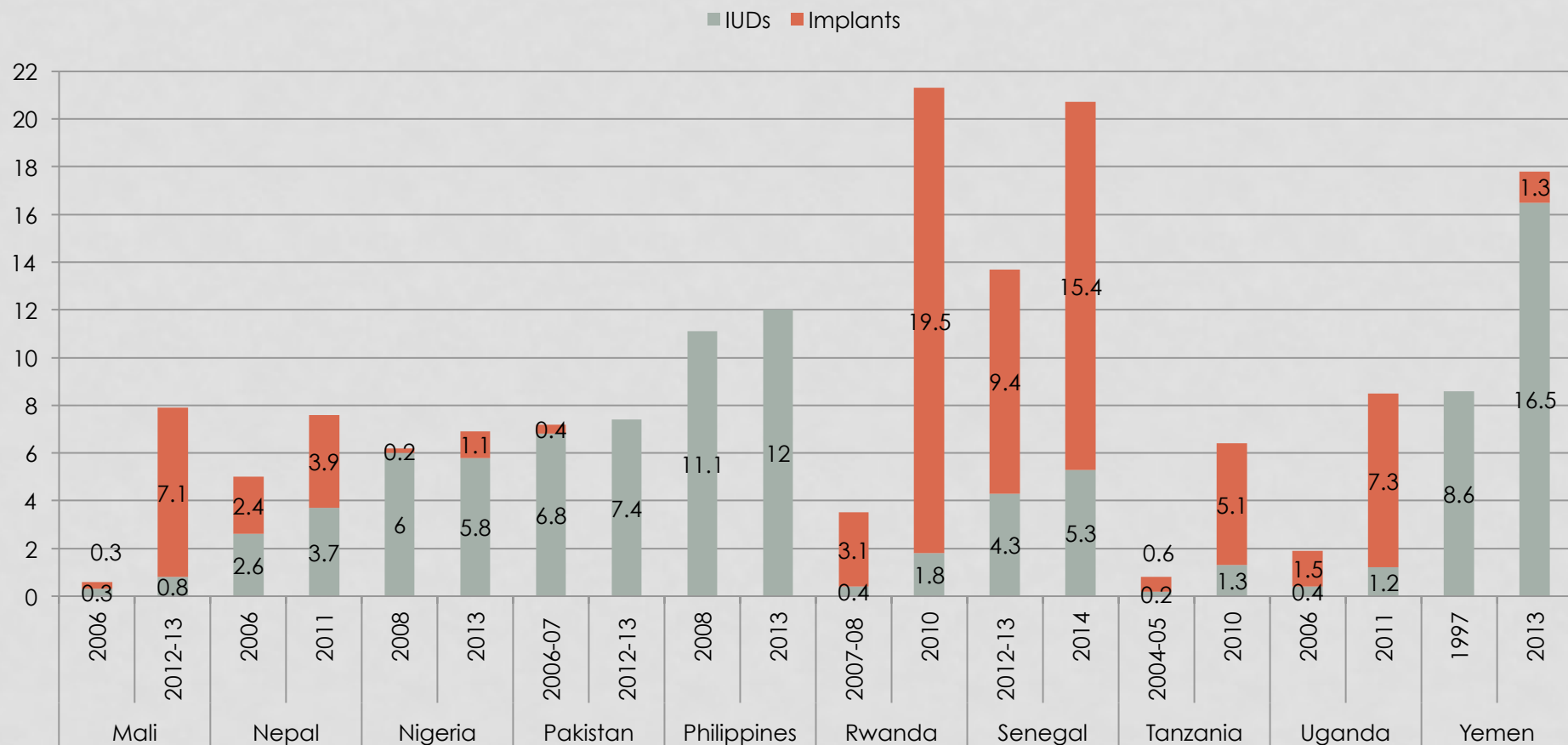


Note: \* Reference category is 20-24 years; Adjusted for sex, SES factors, maternal height, breastfeeding duration and parity

Source: Fall et al. (2015). Association between maternal age at childbirth and child and adult outcomes in the offspring: a prospective study in five low-income and middle-income countries (COHORTS collaboration). *The Lancet* 3: e366-377.

# TRENDS IN PERCENT OF MARRIED WOMEN 35-49 USING IMPLANTS OR IUD

Use of implants or IUD by advanced maternal aged women is **very low** in most countries



# TRENDS IN PERCENT OF MARRIED WOMEN 35-49 USING IMPLANTS OR IUD, CONTINUED

Use of implants or IUD by advanced maternal aged women is **very low** in most countries

■ IUDs ■ Implants



# NEW USAID MATERIALS FOR HIGH PARITY AND ADVANCED MATERNAL AGE WOMEN

1. Counseling and assessment guide
2. Program managers guide
3. Info-graphic
4. Guide for research
5. Guide for radio journalists
6. Poster
7. Client brochure



# KEY RECOMMENDATIONS

- Counsel women and families on complications and risks associated with AMA and HP pregnancies and prevention role of FP
- Use HTSP I-Kit Materials -- will be ready in early 2016
  - Obtain from HC3 and test and adapt them in country
- Advocate with public health officials to train providers
- Mobilize women's groups, community groups, district health teams, religious leaders
- Train journalists
- Share brochures with couples
- Review availability of modern contraceptives at health posts and work to increase availability i.e. no stock outs



**Thank you!**